

collection formed the basis of the Crustacean collection of the Leiden Museum. The list of this material contains the item "*Lupa* n. sp.," which is the present specimen.

The name *Portunus (Lupa) leachii* De Haan is a completely forgotten name, I have not been able to find any reference to it, not even in Sherborn's Index Animalium. The name, although available, is invalid as it is a junior synonym of *Portunus forceps* Fabricius, 1793 and a junior homonym of *Portunus leachii* Risso, 1827 (= *Liocarcinus corrugatus* (Pennant, 1777)).

***Ovalipes trimaculatus* (De Haan, 1833)**


Figure 6

Corystes (Anisopus) trimaculata De Haan, 1833: 13.
Corystes (Anisopus) Trimaculata: Herklots, 1861: 120.
Ovalipes trimaculata: Stephenson & Rees, 1968: 220.

Material. - Cape of Good Hope, South Africa, 1826-1833, H. B. van Horstok, 1 dry ♂ (CW: 46.9 mm) lectotype, (a). 2 dry ♂ (largest; CW: 65.9 mm × CL: 51.5 mm) and 8 dry ♀ paralectotypes (old label: "*Platyonychus bipustulatus*. Horstok Pr. B. Spei") (b) and 1 set of mouth parts ("*Corijstes (Anisopus) 3maculata* n. sp. Pr. B. Sp.") (c).

Fig. 6

a




c

RIJKSMUSEUM VAN NATUURLIJKE HISTORIE, LEIDEN
Ovalipes trimaculatus (De Haan)
~~paratypus~~
 paralectotype van *Corystes* (*Anisopus*)
trimaculata De Haan H.B. van Hoek
 Kaap de Goede Hoop, Zuid Afrika 1825-1853



RIJKSMUSEUM VAN NATUURLIJKE HISTORIE LEIDEN
Ovalipes trimaculatus (De Haan)
 Lectotype van *Corystes* (*Anisopus*) *trimaculata*
 De Haan
 Kaap de Goede Hoop,
 1825 - 1853
 reg. no. 19484. H.B. van Hoek

b



10 cm

RIJKSMUSEUM VAN NATUURLIJKE HISTORIE, LEIDEN
Ovalipes trimaculatus (De Haan)
~~paratypus~~
 paralectotype van *Corystes* (*Anisopus*) *trimaculata*
 De Haan
 Kaap de Goede Hoop,
 1825 - 1853
 reg. no. 19484. H.B. van Hoek

As De Haan's name *Corystes (Anisopus) trimaculatus* was published with a reference to a published figure (viz., to Seba., 1759: 3, pl. 18 fig. 9), it is an available name. The type material consists of the above 11 specimens from the Cape of Good Hope (= Promontorio Bonae Spei = Pr. B. Sp.) and the specimen illustrated by Seba (belonging to *Liocarcinus holsatus* (Fabr.)). A lectotype was selected by Holthuis & Sivertsen (1967: 3), viz., the above mentioned male from Cape of Good Hope (Reg. no. D. 19484).

Both the names *trimaculatus* De Haan, 1833, and *bipustulatus* H. Milne Edwards, 1834 have been used for the present species, but De Haan's name, being the older of the two, has priority, and is now generally accepted.

Portunus convexus De Haan, 1833

Figure 7

Portunus (Pontus) convexus De Haan, 1833: 9.

Portunus (Pontus) Convexus: Herklots, 1861: 118.

Neptunus convexus: De Man, 1883: 150.

Portunus convexus: Crosnier, 1962: 47, text-figs. 60, 64-66, 69, 70, pl. 2 fig. 2.

Portunus convexus De Haan, 1833


Holotype van *Portunus (Pontus) convexus* De Haan, 1833

= *Eupa pubescens* Dana, 1852

= *Neptunus sieboldi* A. Milne Edwards, 1861

Molukken, Indonesia, 1828. H.C. Macklot

Fig. 7



Portunus convexus De Haan, 1833

Monidelen van holotype

Molukken, Indonesia 1828 H.C. Macklot

5 cm

Material. – Moluccas, Indonesia, 1828, H. C. Macklot, 1 dry holotype ♂ (CW: 38.5 mm) (a) (Temminckian label: "*Pontus convexus* n. sp. Macklot, I. Molucc. Cat. nr. 9" over the name is written in pencil "*Nept. Sieboldii* A. Milne E.") and 1 set of mouth parts ("*Portunus (Pontus) gibbosus* n. sp. I. Moluc. Mackl.") (b).

De Haan (1833: 9) described the new subgenus *Pontus*, and referred a single species to it: *Portunus (Pontus) convexus*. This becomes the type of *Pontus* through monotypy. The description makes both *Pontus* and *convexus* available names. The mouth parts, although dissected, are not figured by De Haan. These mouth parts are provided with the specific name *gibbosus*, which De Haan evidently changed later to *convexus*. This is another sign that it took De Haan a long time and many changes of mind before he hit on a satisfactory name for his taxa.

As shown by De Man (1883) and later confirmed by Crosnier (1962), *Portunus convexus* De Haan, 1833 is synonymous with *Neptunus sieboldi* A. Milne Edwards, 1861. There is a possibility that also the well known species *Portunus pubescens* Dana, 1852, is a synonym. In any case the name *convexus* De Haan, 1833, being the oldest of the three has to be used. The name *Pontus* De Haan, 1833, at present is considered a junior synonym of *Portunus* Weber, 1795.

Xanthidae

Atergatis dilatatus (De Haan, 1835)

Figure 8

Cancer (Atergatis) dilatatus De Haan, 1835: 46, pl. 14 fig. 2.

Cancer (Atergatis) Dilatatus: Herklots, 1861: 121.

Atergatis dilatatus: Buitendijk, 1960: 267.

Material. – Chinese Sea, 1 dry carapace of holotype.

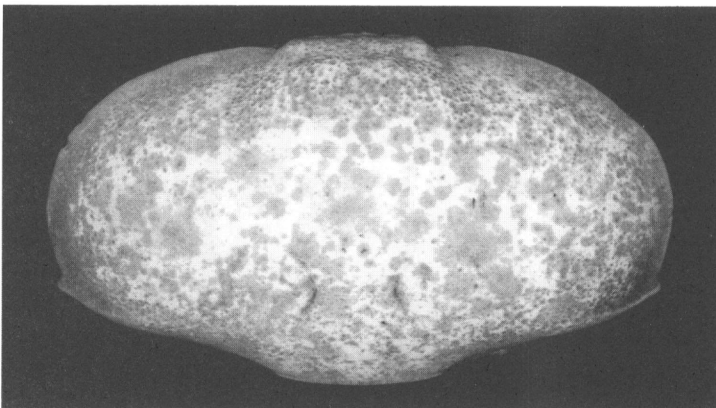


Fig. 8

5 cm

The illustrations given by De Haan of this species are excellent, and there never has been any doubt as to the identity of the species, for which the name *dilatatus* has been generally used.

This species and the next (*A. frontalis*) are the only species of non-Japanese Crustacea of which De Haan provided illustrations other than those of the mouth parts.

The locality "ex Mari Chinensi originem ducunt," is quite vague and gives no clue as to how the material was procured by the Museum, and from whom. Herklots's (1861) indication "Mer de Chine" gives no further information.

The dry carapaces of *Atergatis intergerrimus* (Lamarck), found in the box with the holotype and reported upon by Buitendijk (1960), obviously got in there by mistake. The specimen at present is removed to a separate box with a label explaining the situation.

Atergatis frontalis (De Haan, 1835)

Figure 9

Cancer (Atergatis) frontalis De Haan, 1835: 46, pl. 14 fig. 3.

Cancer (Atergatis) frontalis: Herklots, 1861: 121.

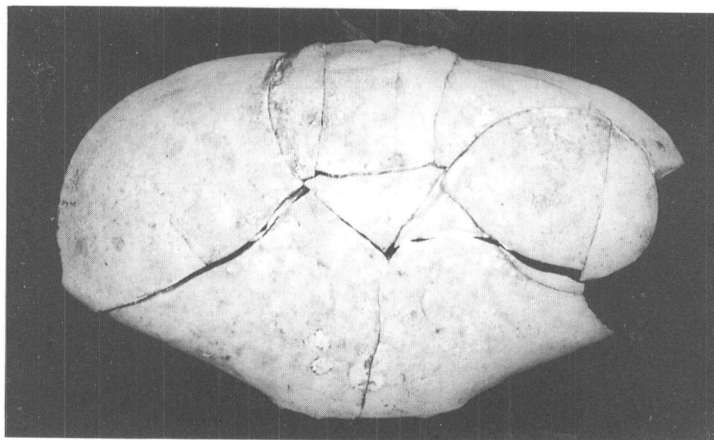
Atergatis frontalis: Buitendijk, 1960: 271.

Material. - Chinese Sea, 1 broken dry carapace of holotype (plain label: "*Cancer frontalis* De Haan").

The description and figures provided by De Haan are sufficiently clear to identify the species and there never has been any doubt about its identity. The name *frontalis* is, and always has been, accepted for it. With *A. dilatatus* this is the only non-Japanese species of which De Haan illustrated any part other than the mouth parts.

Atergatis frontalis (De Haan, 1835)
holotype
Chinese Sea

Fig. 9



5 cm

The species has the same type locality as *A. dilatatus* (see there).

Like with the type of *A. dilatatus* a slight mix-up occurred here also with the material. In the collection Miss A. M. Buitendijk found a dry carapace of *Carpilius convexus* (Forsk.) with the label "*Atergatis? frontalis* de Hn Mer de Chine." She corrected the identification and added a label explaining the situation.

Banareia parvula (Krauss, 1843)

Figure 10

Cancer (Menippe) parvulus De Haan, 1833: 21.

Cancer (Menippe) parvulus Krauss, 1843: 34, pl. 2 fig. 2.

Cancer (Menippe) Parvulus: Herklots, 1861: 125.

Banareia (?) parvula: Guinot, 1976: 179, figs. 43C, 44D, pl. 14 fig. 4.

Material. – Cape of Good Hope, South Africa, 1826-1833, H. B. van Horstok, one cardboard strip with mouth parts ("*parvulus* n. sp. P. B. Sp.": P. B. Sp. stands for Promontorio Bonae Spei).

Banareia parvula (Krauss, 1843)
 Kamp de Goede Hoop 1826-1833 H. B. van Horstok
 Syntype van *Cancer (Menippe) parvulus*
 Krauss, 1843 (en van *Cancer (Menippe) par-*
vulus De Haan, 1833 nom. nud.)

Fig. 10



5 cm

De Haan, 1833, listed among the species of his new subgenus *Menippe* the following species: "*parvulus* n. sp. Horstok e Promontorio Bonae Spei."

De Haan gave no more information on the species in his *Fauna Japonica*, and the name *Cancer (Menippe) parvulus* De Haan, 1833 is a nomen nudum.

The first available usage of the name is by F. Krauss (1843) in his "Die Südafrikanischen Crustaceen." Krauss had collected his material during a journey (1838-1840) to South Africa. As shown by his acknowledgement, he had sent his material of the present species to De Haan for identification. De Haan recognized it as identical with his *Cancer (Menippe) parvulus*. Krauss adopted this name and provided an extensive description and a figure of the species, also referring to De Haan's use of the name in *Fauna Japonica*. Through this action the name becomes available as from 1843 and with Krauss as the author.