


U.S.  
MUSEUM  
LIB.

AUSTRALIAN MUSEUM LIBRARY  
REGISTERED  
- 1-MAR.-1942  
13-4

THE  
MAURITIUS INSTITUTE BULLETIN

Vol. II



Part 2

15th August 1942

CONTENTS

	PAGE
WARD, Melbourne.— A new genus and eight new species of Brachyura from Mauritius and the Chagos Archipelago (with plates II-IV) ... ..	39
WARD, Melbourne.— Notes on the Crustacea of the Desjardins Museum, Mauritius Institute, with descriptions of new genera and species (with plates V & VI) ... ..	49

108 54

PRINTED BY  
THE STANDARD PRINTING ESTABLISHMENT  
PORT LOUIS, MAURITIUS  
1942

Price : Rs 5 or 7s. 6d.

NOTES ON THE CRUSTACEA OF  
THE DESJARDINS MUSEUM, MAURITIUS INSTITUTE  
WITH DESCRIPTIONS OF NEW GENERA  
AND SPECIES.

BY MELBOURNE WARD, F. R. Z. S., F. Z. S.,

HONORARY ZOOLOGIST, AUSTRALIAN MUSEUM.

Although the island of Mauritius has been a port of call for ships travelling to the East for the past three hundred years, the earliest record of a species of crab described from Mauritius that I have been able to find is 1802, when Bosc described a single species : *Cancer miliaris*.

No doubt much material was previously collected and taken to Europe and placed in the hands of Linnaeus, Fabricius, Herbst and others, but these eighteenth century naturalists had the habit of referring their species to such vague localities as "Seas of Asia" and "Southern Ocean".

The importance of type localities cannot be over estimated. Consequently in the first list I have tried to gather together all the species which have been described from the Mascarenes since 1802, giving the original generic interpretation and the modern equivalent. This list is not quite complete as I have not examined all the French Encyclopedias which appeared before 1825.

The greatest amount of material examined and dealt with in literature was collected by Messrs. Paul Carié, D. d'Emmerez de Charmoy and E. Thirioux, at Mauritius, during four years and sent to Dr. E. L. Bouvier whose paper appeared on May 10, 1915 in the *Bulletin Scientifique de la France et de la Belgique*. Bouvier's paper contains notes upon one hundred and forty-seven species including Stomatopoda, Anomura, Macrura, and Brachyura. Of these, twelve were described as new to science. Two lists have appeared, the first in 1874 : Hoffmann in *Recherches sur la Faune de Madagascar par Pollen et Van Dam* and the second in 1880 : Richters in *Beitrag zur Meeresfauna der Insel Mauritius und der Seychellen* by Möbius.

Since 1936 I have received four collections for study from Messrs. R. Viader and G. Antelme. Much of the material contained therein came from the Chagos Archipelago (Salomon and Diego Garcia) and from St Brandon, dependencies of Mauritius, where they have been collected by Mr. G. Morin, of the Mauritius Institute. In view of the distance separating the localities, I have given two faunal lists, the first enumerating the species I have received from Mauritius and St Brandon and the second confined to the collection from the Chagos Archipelago.

I am indebted to my friends and colleagues Messrs. R. Viader and G. Antelme for the interesting collections which are before me. Altogether there are one hundred and fifty-nine species of Stomatopoda, Macrura, Anomura and Brachyura, and four species of Cirripedia not dealt with in this paper.

The material recorded here is placed in the Ward collection, Sydney, but the types of new species will be deposited later in the Desjardins Museum, Mauritius Institute. This also applies to the new Crustacea described in the first paper of the present Bulletin.

LIST OF CRUSTACEA DESCRIBED FROM MAURITIUS FROM 1802 TO 1915.

Original generic interpretation	Modern equivalent
1802. Bosc, Hist. Nat. Crust., I, 179 :	
Cancer miliaris ...	?
1817. Leach, Zool. Miscel., III :	
Matuta lunaris (nec Herbst) ...	<i>Matuta doryophora</i> Latreille
1818. Lamarck, Hist. Nat. Anim. s. Vert. :	
Plagusia tuberculata ...	<i>Plagusia tuberculata</i> Lamarck
Grapsus albolineatus ...	? <i>Grapsus strigosus</i> Herbst
Gecarcinus hirtipes ...	<i>Gecarcinus hirtipes</i> Lamarck
Cancer lividus ...	<i>Juxtaxanthias lividus</i> (Lamarck)
Cancer impressus ...	<i>Neoxanthias impressus</i> (Lamarck)
1820. Leach, Dict. Sci. Nat., xviii, 54 :	
Pisidia asiatica ...	<i>Petrolisthes asiatica</i> (Leach)
1825. Desmarest, Consid. Gén. Crust. :	
Hymenosoma mathaei ...	<i>Elamena mathaei</i> (Desmarest)
Dynomene hispida ...	<i>Dynomene hispida</i> Desmarest
829-1843. Guérin, Icon. Règ. Anim. :	
Eriphia laevimana ...	<i>Eriphia sebana laevimana</i> Latr.
834. H. M.-Edw., Hist. Nat. Crust., I :	
Xantho radiatus ...	? <i>Lophozozymus dodone</i> (Herbst)
Zozymus pubescens ...	<i>Neoliomera pubescens</i> (H. M.-Edw.)
Xantho rufopunctatus ...	<i>Actaea rufopunctata</i> (H. M.-Edw.)
Xantho lamarckii ...	<i>Xanthias lamarcki</i> (H. M.-Edw.)
Xantho punctatus ...	<i>Xanthias punctatus</i> (H. M.-Edw.)
Chlorodius sanguineus ...	<i>Leptodius sanguineus</i> (H. M.-Edw.)
Lupa granulata ...	<i>Cycloachelous granulatus</i> (H. M.-Edw.) gen. nov.
837. H. M.-Edw., Hist. Nat. Crust., II :	
Cyclograpsus latreillei ...	<i>Helice latreillei</i> (H. M.-Edw.)
836. H. M.-Edw., Ann. Sci. Nat. (2) vi (November)	
Pagurus deformis ...	<i>Dardanus deformis</i> (H. M.-Edw.)

Original generic interpretation	Modern equivalent
1848. Adams & White, Zool. Samarang, Crust. II :	
Carpilius signatus ...	<i>Atergatopsis signatus</i> (Ad. & Wh.)
Atergatis sinuatifrons ...	
Actaea nodulosa ...	<i>Actaea nodulosa</i> Ad. & Wh.
Xantho lamelligera ...	? <i>Ioplozozygmus dodone</i> (Herbst)
Charybdis dura ...	<i>Charybdis dura</i> Ad. & Wh.
1854. H. M.-Edw., Ann. Sci. Nat., (3), Zool., XX :	
Macrophthalmus sulcatus ...	<i>Macrophthalmus sulcatus</i> H. M.-Edw.
Ostracotheres affinis ...	<i>Ostracotheres affinis</i> H. M.-Edw.
1862. A. M.-Edw., in Maillard Notes sur l'Île de la Réunion :	
Carpiloxanthus vaillantianus ...	<i>Carpilodes vaillantianus</i> (A. M.-Edw.)
Actaea pilosa	
Menaethius rugosus	
Acanthonyx consobrinus	
Acanthonyx limbatus	
Huenia depressa ...	<i>Simocarcinus depressus</i> (A. M.-Edw.)
Parthenope spinosissima	
Lithoscaptus paradoxus	
Remipes ovalis	
Enoplometopus pictus ...	<i>Enoplometopus pictus</i> A.M.-Edw.
1865. Heller, Reise d. Novara Crust. :	
Euxanthus rugulosus ...	<i>Lydia annulipes</i> (H.M.-Edw.)
1865. A. M.-Edw. :	
Actaea pulchella ...	<i>Actaea pulchella</i> A. M.-Edw.
1869. A. M.-Edw., Nouv. Arch. Mus. Hist. Nat., Paris, X :	
Neptunus sieboldi ...	<i>Portunus sieboldi</i> (A. M.-Edw.)
Goniosoma paucidentatum ...	<i>Charybdis dura</i> (Ad. & Wh.)
1878. A. M.-Edw., Bull. Soc. Philom., Paris (Dec. 18) :	
Eumedonus pentagonus ...	<i>Eumedonus pentagonus</i> A.M.-Edw.
1880. Richters, in Möbius Beit. z. Meeresf. Maurit. u. Seychell., Berlin :	
Micippa philyra var. latifrons ...	<i>Micippa latifrons</i> Richters
Achelous orbicularis ...	<i>Cyloachelous orbicularis</i> (Richters)
Caphyra (Camptonyx)	
rotundifrons var. tridens ...	<i>Caphyra tridens</i> Richters
Caphyra alata ...	<i>Caphyra alata</i> Richters
Xenophthalmodes moebii ...	<i>Xenophthalmodes moebii</i> Richters

Original generic interpretation	Modern equivalent
80. Richters, in Möbius Beit. z. Meeresf. Maurit. u. Seychell, Berlin :	
<i>Acidophilus caphyraeformis</i> ...	<i>Acidophilus caphyraeformis</i> Richters
<i>Porcellana villosa</i> ...	<i>Petrolisthes villosa</i> (Richters)
<i>Gnathophyllum zebra</i> ...	<i>Gnathophyllum zebra</i> Richters
<i>Caridina spatulirostris</i> ...	<i>Caridina spatulirostris</i> Richters
<i>Caridina serrata</i> ...	<i>Caridina serrata</i> Richters
<i>Alpheus macrochirus</i> ...	<i>Crangon macrochirus</i> (Richters)
<i>Athanas mascarenicus</i> ...	? <i>Athanas mascarenicus</i> Richters
<i>Pontonia (Harpilius) dentatus</i> ...	?
<i>Palaemon maillardi</i> ...	<i>Palaemon maillardi</i> Richters
<i>Stenopusculus plumicornis</i> ...	<i>Stenopusculus plumicornis</i> Richters
" <i>crassimanus</i> ...	" <i>crassimanus</i> Richters
" <i>scabricaudatus</i> ...	" <i>scabricaudatus</i> Richters
82. Miers, Proc. Zool. Soc. London :	
<i>Naxia (Naxioides) robillardi</i> ...	<i>Naxioides robillardi</i> Miers
<i>Callianassa mauritiana</i> ...	<i>Callianassa (Cheramus) mauritiana</i> Miers
82. de Man, Zool. Jahrb., iv :	
<i>Atergatis granulatus</i> ...	<i>Atergatis granulatus</i> de Man
<i>Dynomene pugnatrix</i> ...	<i>Dynomene pugnatrix</i> de Man
14. Bouvier, Comptes rendus Acad. Sci., 159. (preliminary descriptions).	
15. Bouvier, Bull. Scientifique France, XLVIII, (10 May) :	
<i>Scyllarus thiriouxi</i> ...	<i>Scyllarus thiriouxi</i> Bouvier
<i>Axius (Neaxius) acanthus</i> ...	
A. M.-Edw. var. <i>mauritanus</i> ...	<i>Neaxius mauritanus</i> Bouvier
<i>Galathea mauritiana</i> ...	<i>Galathea mauritiana</i> Bouvier
<i>Calcinus nitidus</i> var. <i>australis</i> ...	<i>Calcinus australis</i> Bouvier
<i>Leucosia elatoides</i> ...	<i>Leucosides elatoides</i> (Bouvier)
<i>Leucosia tetraodon</i> ...	<i>Leucosides tetraodon</i> (Bouvier)
<i>Parthenopoides cariei</i> ...	<i>Parthenopoides cariei</i> Bouvier
<i>Naxioides spinigera</i> ...	
Borradaile var. <i>inermis</i> ...	<i>Naxioides inermis</i> Bouvier
<i>Stilbognathus tycheformis</i> ...	<i>Stilbognathus tycheformis</i> Bouvier
<i>Actumnus carinatus</i> ...	<i>Actumnus carinatus</i> Bouvier
<i>Litochira de Charmoyi</i> ...	<i>Pseudolitochira de charmoyi</i> (Bouvier) gen. nov.
<i>Squilla fallax</i> ...	<i>Squilla fallax</i> Bouvier

## FAUNAL LIST NUMBER ONE

SPECIMENS FROM MAURITIUS AND ST. BRANDON  
(CARGADOS CARAJOS)

- Squilla juxtaoratoria* sp. nov.  
*Lysiosquilla maculata* (Fabr.)  
*Odontodactylus scyllarus* (Linn.)  
*Palaemon maillardi* Richters  
*Palaemon hirtimanus* (Olivier)  
*Palaemon longimanus* Hoffman  
*Scyllarus thirionzi* Boaviev  
*Panulirus ornatus* (Weber)  
*Enoplometopus pictus* A. M.-Edw.  
*Albunea symnista* Linn.  
*Petrolisthes villosus* (Richters)  
*Dardanus megistos* (Herbst)  
*Dardanus deformis* (H. M.-Edw.)  
*Aniculus aniculus* (Fabr.)  
*Calcinus herbsti* de Man  
*Myra cyrenae* sp. nov.  
*Ebaliopsis viaderi* sp. nov.  
*Actaeomorpha erosa* Miers  
*Calappa calappa* (Linn.)  
*Calappa hepatica* (Linn.)  
*Matuta doryophora* Latreille  
*Dromidiopsis dormia* (Linn.)  
*Dynomene hispida* Latreille  
*Notosceles viaderi* Ward  
*Menaethius monoceros* (Latreille)  
*Trigonothir pyramidatus* Heller  
*Naxioides spinigera* Borradaile  
*Naxioides hirta* A. M.-Edw.  
*Naxioides robillardi* Miers  
*Hyastenus uncifer* Calman  
*Schizophrys serratus* White  
*Rhinolambrus gracillimanus* Ward  
*Rhinolambrus contrarius* (Herbst)  
*Rhinolambrus minimus* sp. nov.  
*Daldorfia horrida* (Linn.)  
*Pseudolambrus calappoides* Paulson  
*Aulacolambrus curvispinus* Miers  
*Eumedonus granulatus* McGilchrist  
*Elamena mathaei* (Latreille)  
*Portunus mauritianus* sp. nov.  
*Lupocyclus mauriciensis* Ward  
*Cycloachelous granulatus*  
(H. M.-Edw.) gen. nov.  
*Thalamita imparimanus* Alcock  
*Thalamita investigatoris* Alcock  
*Thalamita admete* (Herbst)  
*Thalamita coeruleipes* Lucas  
*Podophthalmus vigil* (Fabr.)  
*Lophozozymus dodone* (Herbst)  
*Lophozozymus pulchellus*  
(A. M.-Edw.)  
*Actaea rufopunctata* (H. M.-Edw.)  
*Actaea rupelli* (Krauss)  
*Actaea spinosissima* Borradaile  
*Platypodia cristata* A. M.-Edw.  
*Leptodius sanguineus* (H. M.-Edw.)  
*Etisodes electra* (Herbst)  
*Neoxanthias impressus* (Lamarck)  
*Ozium rugulosus mauritiensis*  
subsp. nov.  
*Chlorodopsis areolatus brandonensis*  
subsp. nov.  
*Eriphia sebana laevimana* Latreille  
*Pilumnus braueri* Balss  
*Viaderiana typica* gen. & sp. nov.  
*Daira perlata* (Herbst)  
*Quadrella cyrenae* Ward  
*Cymopolia robusta* Ward  
*Cymopolia cyrenae* Ward  
*Uca tetragona* (Herbst)  
*Uca chlorophthalma* (H. M.-Edw.)  
*Metopograpsus messor* (Forsk.)  
*Planes major* (Macleay)  
*Varuna litterata* (Fabr.)

## FAUNAL LIST NUMBER TWO

SPECIMENS FROM DIEGO GARCIA AND SALOMON,  
CHAGOS ARCHIPELAGO

- Pseudosquilla ornata* Miers  
*Gonodactylus gyrosus* Odhner  
*Gonodactylus chiragra platysoma*  
     Wool-Mason  
*Hymenocera elegans* Heller  
*Crangon pacificus* Dana  
*Crangon gracilis* (Heller)  
*Betaeus utricola* Richters  
*Spirontocaris marmorata* (Olivier)  
*Stenopus hispidus* (Olivier)  
*Purribacus ursus major* (Herbst)  
*Callianassa (Callichirus) borradailei*  
     de Man  
*Axiopsis sculptimana* sp. nov.  
*Petrolisthes barbata* (Heller)  
*Pisidoma garciaensis* sp. nov.  
*Cenobita clypeata* (Fabr.)  
*Cenobita perlata* H. M.-Edw.  
*Cenobita rugosa* H. M.-Edw.  
*Birgus latro* (Linn.)  
*Heteronucia ingens* Rathbun  
*Dryptodromia tomentosa* (Heller)  
*Dynomene spinosa* Rathbun  
*Tamposcia retusa* Latreille  
*Simocarcinus depressus* A. M.-Edw.  
*Cylocarcinus styx* (Herbst)  
*Cyclax spinicinctus* Heller  
*Micippa philyra* (Herbst)  
*Parthenopoides erosus* Miers  
*Tarupa laeviuscula* Heller  
*Halamita admete* (Herbst)  
     " *prymna* (Herbst)  
     " *picta* Stimpson  
*Assocarcinus pulchellus* Müller  
*Arpilus convexus* (Forsk.)  
*Arpilus maculatus* (Linn.)  
*Arpilodes stimpsoni* A. M.-Edw.  
     " *monticulosus* A. M.-Edw.  
     " *rugatus* H. M.-Edw.
- Carpilodes sayademahlensis* Rathbun  
     " *cinctimanus* (White)  
*Pseudoliomera natalensis* Ward  
*Pseudoliomera helleri* (A. M.-Edw.)  
*Zozymus aeneus* (Linn.)  
*Atergatopsis signatus* (Ad. & Wh.)  
*Actaea garretti* Rathbun  
     " *fossulata* (Girard)  
     " *banareias* Rathbun  
     " *spinosissima* Borradaile  
     " *boletaria* Rathbun  
     " *perlata* (Macleay)  
     " *hirsutissima* (Rüppel)  
*Platypodiu anaglypta* (Heller)  
*Paraplatypodia morini* Ward  
*Etisodes armatus* sp. nov.  
*Leptodius cavipes* (H. M.-Edw.)  
*Xanthias punctatus* (H. M.-Edw.)  
*Juxtaxanthias livida* (Lamarek)  
     gen. nov.  
*Macromedueus punctatus*  
     gen. & sp. nov.  
*Medaeus simplex* A. M.-Edw.,  
*Liozantho subacutus* (Stimpson)  
*Euxanthus rugosus* Miers  
*Ozius guttatus garciaensis* subsp. nov.  
*Pseudozius castris* (Ad. & Wh.)  
*Plityozius laevis* Borradaile  
*Lydia annulipes* (H. M.-Edw.)  
*Pilumnopeus salomonensis* sp. nov.  
*Xanthias latifrons* (de Man)  
*Chlorodiella barbata* Borradaile  
*Phymodius granulatus* (Targioni-  
     Tozetti)
- Etisus dentatus* (Herbst)  
*Etisus laevimanus* (Randall)  
*Eriphia scrobicula garciaensis*  
     subsp. nov.  
*Trapezia rufopunctata* (Herbst)

<i>Trapezia subinteger</i> (Macleay)	<i>Geograpsus antelmei</i> sp. nov.
<i>Cymo quadrilobatus</i> Miers	<i>Geograpsus viaderi</i> sp. nov.
<i>Pseudolithochira integra</i> (Miers) gen. nov.	<i>Metasesarma rousseauri</i> H. M.-Edw.
<i>Daira perlata</i> (Herbst)	<i>Plagusia immaculata</i> Lamarck
<i>Ocypoda cordimana</i> Desmarest	<i>Plagusia tuberculata</i> Lamarck
<i>Ocypoda ceratophthalma</i> (Pallas)	<i>Pernon planissimum</i> (Herbst)
<i>Grapsus tenuicrustatus</i> (Herbst)	<i>Epigrapsus politus</i> Heller
	<i>Cardisoma carnifex</i> (Herbst)

Order **STOMATOPODA**

Family **SQUILLIDAE**

Genus **Squilla** Fabricius

1793. *Squilla* Fab., Ent. Syst., II, 511, (part)

1913. *Squilla* Kemp, Mem. Ind. Mus., IV, I, (September 16.)

Type specified by Latreille 1810 : *Squilla mantis* Fab.

Type locality : Mediterranean Sea.

***Squilla juxtaoratoria* sp. nov.**

*Squilla juxtaoratoria* is related to *S. oratoria* de Haan, Japan. Although I have no material from Japanese waters I have compared the Mauritius specimen with de Haan's figure and with material of an allied species from the Australian waters (Lindeman Island, Qld.).

*S. juxtaoratoria* differs from de Haan's figure in the following characters :

1. The carapace is longer and narrower in *juxtaoratoria*.
2. The rostrum is longer in *juxtaoratoria*.
3. The walking legs are longer in *juxtaoratoria*.

*S. juxtaoratoria* differs from the Australian material in the following characters :

1. The carapace is shorter and broader in the Australian form.
2. The rostrum is shorter and broader in the Australian form.
3. All the spines and spinate processes are more developed in the Australian material.

**Material** : Type female measuring 130 mm. in maximum length.

**Locality** : MAURITIUS, Cassis (*G. Morin*).

Genus **Pseudosquilla** Dana

1852. *Pseudosquilla* (Guérin ined.) Dana, U. S. Explor. Exped., Crust. I, 621.

1913. *Pseudosquilla* Kemp, Mem. Ind. Mus., IV, I, (September 16), 94.

Type : *P. lessonii* (Guérin).

Type locality : Callao Roads, South America.



**Pseudosquilla ornata** Miers

1880 *Pseudosquilla ornata* Miers, Ann. Mag. Nat. (5) V, III, pl. iii, figs. 5, 6.

1913. *Pseudosquilla ornata* Kemp, Mem. Ind. Mus., iv, 1, (September 16), 100, Samoa and Mauritius.

**Material** : One male 38 mm., two females 25, 38 mm. maximum length of the carapace.

**Locality** : CHAGOS ARCHIPELAGO, Diego Garcia.

Genus **Lysiosquilla** Dana

1852. *Lysiosquilla* Dana, U. S. Explor. Exped., Crust. I, 619.

1913. *Lysiosquilla* Kemp, Mem. Ind. Mus., iv, I, 109.

Haplotype : *Lysiosquilla inornata* Dana.

Type locality : Rio Janeiro.

**Lysiosquilla maculata** Fabr.

1793. *Squilla maculata* Fabr., Ent. Syst., II, 511.

1913. *Lysiosquilla maculata* Kemp, Mem. Ind. Mus., iv, I, (September), 111, pl viii, Figs. 86-91.

**Material** : One female measuring 100 mm. maximum length.

**Locality** : MAURITIUS, Black River (*G. Antelme*).

Genus **Odontodactylus** Bigelow

1894. *Odontodactylus* Bigelow, Proc. U. S. Nat. Mus., Washington, xvii, 445.

1913. *Odontodactylus* Kemp, Mem. Ind. Mus., iv, I, (September), 133.

Type : *O. havanensis* Bigelow.

Type locality : Off Havana, Cuba, 163 fms.

**Odontodactylus scyllarus** Linnaeus

1767. *Cancer scyllarus* Linn., Syst. Nat. (12 ed.), I, 11, 1054, Amboina ?

1913. *Odontodactylus scyllarus* Kemp, Mem. Ind., iv, I, (September), 135.

**Material** : One male measuring 98 mm. maximum length.

**Locality** : MAURITIUS.

Genus **Gonodactylus** Latreille

1825. *Gonodactylus* Latreille, Encyc. Méthod., X, 473.

1913. *Gonodactylus* Kemp, Mem. Ind. Mus., iv, I, (September), 145.

Logotype : *G. chiragra* (Fabr.), specified by Desmarest in Chenu,

Encyc. Hist. Nat., Crust., 1855, 45. Type locality : East Indies.

**Gonodactylus chiragra platysoma** Wood-Mason

1895. *Gonodactylus platysoma* Wood-Mason, Figs. and Descr. of nine Squillidae, 11, pl. iii, figs. 3, 9 (sine desc.).  
1913. *Gonodactylus chiragra platysoma* Kemp, Mem. Ind. Mus. iv, 1, (September) 162.

*Material* : Three females, 43, 47, 55 mm. maximum length.

*Locality* : CHAGOS ARCHIPELAGO, Salomon and Diego Garcia.

**Gonodactylus gyrosus** Odhner

1923. *Gonodactylus gyrosus* Odhner, Gbs. K. Vet. O. Vitt. Samh. Handl., xxvii, 4, 11, figs. 4, 5, Gilbert Island.

*Material* : One female measuring 57 mm. in maximum length.

*Locality* : CHAGOS ARCHIPELAGO, Diego Garcia.

Order **DECAPODA**

Suborder *NATANTIA*

Tribe *CARIDEA*

Superfamily *PALAEEMONIDEA*

Family *PALAEEMONIDAE*

Subfamily *Palaemoninae*

Genus *Palaemon* Fabr.

Logotype : *Palaemon squilla* Fabr., specified by Latreille, 1810.  
Consid. Gén. des Crust., 422. Type locality : European Seas.

**Palaemon maillardi** Richters

1886. *Palaemon maillardi* Richters, Decapoda d. I. Mauritius und Seych., 166 pl. xviii, fig. 1-3.

*Material* : Two females measuring 90 mm. in maximum length.

*Locality* : MAURITIUS, Bambous (*Major Regnard*).

**Palaemon hirtimanus** Oliv.

1811. *Palaemon hirtimanus* Olivier, Encyc. Méth., Hist. Nat. Insectes, viii, 633 ; Latreille, Atlas de l'Encyc. pl. 318, fig. 2.  
1837. *Palaemon hirtimanus* H. M.-Edw., Hist. Nat. Crust. II, 400.  
1869. *Palaemon hirtimanus* von Martens, Arch. F. Naturgesch., 35, 36.

*Material* : Three males 68, 70, 80 mm., in maximum length.

*Locality* : MAURITIUS, Tamarind Falls.

**Palaemon longimanus** Hoffmann

1874. *Palaemon longimanus* Hoffmann in Pollen, Recherches sur la Faune de Madagascar, Crust., Hoffmann, 34, pl. ix, figs. 68, 69, Réunion.

It is with some hesitation that I record this species from Mauritius. The specimens before me agree with the description and figure quoted above, but a comparison with specimens from Réunion will probably show that the Mauritius species requires a name.

*Material* : Two males measuring 60 and 81 mm., carapace length only.

Two females measuring 40, 44 mm., carapace length only.

*Locality* : MAURITIUS, Tamarind Falls.

Subfamily *Hymenocerinae*

Genus **Hymenocera** Latreille

1819. *Hymenocera* Latreille, N. Dict. Hist. Nat., (2) xxx, 71.

1861. *Hymenocera* Heller, Sitzmungsber. d. k. Akad. d. W. Math. Natur. Cl. xlv, 264.

Haplotype : *H. elegans* Heller. Type locality : Red Sea (Heller).

**Hymenocera elegans** Heller

1861. *Hymenocera elegans* Heller, loc. cit., 264, pl. iii, figs. 9-14.

Latreille erected *Hymenocera* to accommodate a small and unique shrimp from the Indian Ocean without mentioning a species. In 1825 Desmarest described the genus and remarked that he had not seen Latreille's specimen. Later H. M.-Edwards remarked that Latreille's specimen had been lost for many years, neither of the later authors mention the species for which the genus was originally erected.

*Material* : One female measuring 11 mm., maximum length of carapace.

One female measuring 8 mm, maximum length of carapace.

*Locality* : CHAGOS ARCHIPELAGO, Diego Garcia.

Family **CRANGONIDAE**

Subfamily *Crangoninae*

Genus **Crangon** Weber

1795. *Crangon* Weber, Entom. Syst., 94.

1904. *Crangon* Rathbun, Proc. Biol. Soc. Wash., xvii, 170.

Logotype : *Crangon malabarica* Fabr., specified by Rathbun 1904.

Type locality : Malabar.

**Crangon pacificus** Dana

1852. *Alpheus pacificus* Dana, U. S. Explor. Exped., Crust., I, 544, Atlas 1455 pl. xxxiv, fig. 5a-5g., Hawaii.

Although the specimen before me agrees with the description and figure quoted, this record must be considered as temporary pending a comparison with material from Hawaii.

*Material* : Two males 16, 17 mm. maximum length of carapace.  
Two females 12, 20 mm. maximum length of carapace.

*Locality* : CHAGOS ARCHIPELAGO, Diego Garcia.

**Crangon gracilis** (Heller)

1861. *Alpheus gracilis* Heller, Sitzungsber. d. k. Akad. D. W. Math. Naturw., Cl. xliii, bd. 1, Abth. Wien, 271. Pl. iii, fig. 19, 20. Red Sea.

*Material* : Three females 6, 7, 8 mm. in maximum carapace length.  
One male 5 mm. in maximum carapace length.

*Locality* : CHAGOS ARCHIPELAGO, Diego Garcia.

Genus **Betaeus** Dana

1852. *Betaeus* Dana, U. S. Explor. Exped. Crust., I, 558.

Logotype : *Betaeus truncatus* Dana, by present designation.

Type locality : Hermite Island, Fuegia.

**Betaeus utricola** Richters

1880. *Betaeus utricola* Richters, Beitrag z. Meeresfauna d. Insel Mauritius und Seychellen, 154, pl. xvii, pl. 34, 35.

*Material* : One male 6 mm. maximum length of carapace.  
Three females 7, 9, 10 mm. length of carapace.

*Locality* : CHAGOS ARCHIPELAGO, Diego Garcia.

Family **HIPPOLYTIDAE**

Genus **Spirontocaris** Spence Bate

1888. *Spirontocaris* Spence Bate, Challenger, Macrura.

1891. *Saron* Thallwitz, Abth. u. Ber. d. k. Zool. u. Anthr. Eth. Mus. Dresden, III, 24.

Type : *Hippolyte gibberosus* H. M.-Edw. = *Spirontocaris marmorata* (Olivier). Type locality : New Holland, H. M.-Edw.

**Spirontocaris marmorata** (Olivier)

1811. *Palaemon marmoratus* Olivier, Encyc. Méth., Hist. Nat. Insectes, viii, 665 ; Atlas xxiv, 1818, pl. 319, f. 8.

1929. *Spirontocaris marmorata* McNeill, Australian Zoologist, iv, v, (30 Nov) 301, fig. 1, North West Islet, Qld.

*Material* : One male 20 mm. in maximum carapace length.  
One female 15 mm. in maximum carapace length.

*Locality* : CHAGOS, Diego Garcia.

Tribe STENOPIDEA

Family STENOPIDAE

Genus **Stenopus** Latreille

1825. *Stenopus* Latreille in Desmarest, Consid. Gén. Crust., 226.

Haplotype : *Stenopus hispidus* (Olivier).

Type locality : " Mers australes " Péron & Lesueur.

**Stenopus hispidus**. (Olivier)

1811. *Palaemon hispidus* Olivier, Encyc. Méth., Insectes, viii, 666, Crust.

1906. *Stenopus hispidus* Rathbun, Bull. U. S. Fish. Comm. 1903, 901.

*Material* : 5 males measuring 7 to 13 mm. max. length of carapace.  
2 females measuring 12 mm. max. length of carapace.

*Locality* : CHAGOS ARCHIPELAGO, Diego Garcia.

Suborder REPTANTIA Tribe PALINURA

Superfamily SCYLLARIDEA

Family SCYLLARIDAE

Genus **Scyllarus** Fabricius

1775. *Scyllarus* Fabr., Syst. Ent., 413.

Logotype : *Scyllarus arctus* Fabr. Type locality : "Europae, Asiae, Africae, Americae" (Fabr.) = Europe.

**Scyllarus thiriouxi** Bouvier

1915. *Scyllarus thiriouxi* Bouvier, Bull. Scient. xlvi, 188, text-figs. 2, 3, 4, Port-Louis.

*Material* : One male measuring 16 mm. in maximum length.

*Locality* : MAURITIUS. (Dredged).

Genus **Parribacus** Dana

1852. *Parribacus* Dana, U. S. Explor. Exped. Crust. I, 517.

Haplotype : *P. antarcticus* Lund, 1793 = *Cancer (Astacus) ursus major* Herbst. Type locality : Amboina.

**Parribacus ursus major** (Herbst)

1793. *Cancer (Astacus) ursus major* Herbst, Krabben v. Krebse, ii, 82, pl. xxx, fig. 2. East Indies.

1916. *Parribacus ursus major* de Man, Siboga Expeditie xxxix, a, 693.

**Material** : One male measuring 83 mm. in maximum length.

**Locality** : CHAGOS ARCHIPELAGO, Salomon.

Family **PALINURIDAE**

Genus **Panulirus** Gray

1847. *Panulirus* Gray, in White's List. Crust. Coll. B. M., 69.

1916. *Panulirus* de Man, Siboga Expeditie xxxix, a, 693.

Logotype by present designation : *P. taeniatus* Lamarck = *P. versicolor* Latreille. Type locality : New Holland.

**Panulirus ornatus** (Weber)

1795. *Palinurus ornatus* Weber, Nomen. Entom., 94.

1916. *Panulirus ornatus* (Fabr.) de Man, Siboga Expeditie, xxxix, a, 34.

**Material** : One male 27 mm. in maximum length of the carapace.

**Locality** : MAURITIUS. Baie du Tombeau (*R. Viader*).

Family **NEPHROSIDAE**

Genus **Enoplometopus** A. M.-Edwards

1862. *Enoplometopus* A. M.-Edw., Crust. in Maillard's Notes sur l'île de la Réunion (Bourbon). Haplotype : *E. pictus* A. M.-Edwards.

Type locality : Réunion.

**Enoplometopus pictus** A. M.-Edwards

1862. *Enoplometopus pictus* A. M.-Edw., Crust. in Maillard's Notes sur l'île de la Réunion, pl. xix, figs. 1, 1 c.

The modern interpretation of this species makes it a synonym of *E. occidentalis* (Randall) from the Hawaiian Islands, but until I can compare the Mauritian example with one from Hawaii I prefer only to refer to A. M.-Edward's original description and figure.

**Material** : One male measuring 103 mm. in maximum length.

**Locality** : MAURITIUS, Mahébourg.

Tribe ANOMURA Superfamily THALASSINIDEA

Family CALLIANASSIDAE

Genus *Callianassa*

Subgenus *Callichirus* Stimpson

1866. *Callichirus* Stimpson, Proc. Acad. Nat. Sci. Philad.

Logotype : *Callichirus major* Say, 1817, specified by Borradaile,  
Ann. Mag. Nat. Hist., (7) xii, lxxi, Nov., 1903, 547.

*Callianassa (Callichirus) borradailei* de Man

1928. *Callianassa (Callichirus) longiventris* A. M.-Edw., var. *borradailei*  
de Man, Siboga Expeditie xxxix a, 108.

1905. *Idem*, de Man, Bull. Mus. Hist. Nat. Paris, 6.

*Material* : One female measuring 14 mm. in maximum length of carapace.

*Locality* ; CHAGOS, Diego Garcia.

Family AXIIDAE

Genus *Axiopsis* Borradaile

1903. *Axiopsis* Borradaile, Ann. Mag. Nat. Hist. (7) xii, (Nov.) 538.

Orthotype : *Axiopsis affinis* (de Man) 1887.

Type locality : Amboina.

*Axiopsis sculptimana* sp. nov.

*Axiopsis sculptimana* is allied to *A. serratifrons* A. M.-Edw. of which I have specimens from the Great Barrier Reef, Queensland. *A. sculptimana* differs from *A. serratifrons* in the following characters :

1. The distal surfaces of both chelae are strongly sculptured, having a coarsely imbricated appearance in *sculptimana*.
2. The whole surface of *serratifrons* is covered with short stiff hairs.
3. The sculpture on the gastric region is different. In sculpture there are two outer lines of spines, but the median portions are covered with spines irregularly arranged whereas they are laid out in rows in *serratifrons*.

*Material* : One male 23 mm. in maximum length, three females 12, 16, 19 mm. in maximum length.

*Locality* : CHAGOS, Diego Garcia.

Superfamily *HIPPIDEA*

Family **ALBUNEIDAE** Stimpson

Genus **Albunea** Weber

1795. *Albunea* Weber, Nomen. Entom., 94. Logotype specified by Latreille  
1810. Type locality : "In Asia".

**Albunea symnista** Linn.

1766. *Cancer albunea* Linn., Syst. Nat., 1053, "In Asia".  
1793. *Hippa symnista* Fabr., Ent. Syst., 11, 474.  
1878. *Albunea symnista* Miers, Journ. Linn. Soc. London, xiv, (Oct. 31), 326.

*Material* : One female measuring 11 mm. in maximum length of carapace.

*Locality* : MAURITIUS. (Dredged).

Superfamily *GALATHEIDEA*

Family **PORCELLANIDAE**

Genus **Petrolisthes** Stimpson

1858. *Petrolisthes* Stimpson, Proc. Acad. Nat. Sci. Philad.; x, 241.  
Orthotype : *P. violacea* (Guérin). Type locality : South America.

**Petrolisthes barbata** (Heller)

1865. *Porcellana barbata* Heller, Novara Exped. Crust., 80, pl. vi, fig. 8,  
Nicobar Islands.

*Material* : One male and one female measuring each 13 mm. in maximum  
carapace width.

*Locality* : CHAGOS, Diego Garcia.

**Petrolisthes villosus** (Richters)

1880. *Porcellana villosa* Richters in Möbius, Beitrage z. Meeresfauna Insel  
Mauritius u. Seychellen, 160, pl. xvii, figs. 11, 12, Mauritius.

*Material* : Three males 5 and 6 mm. in maximum carapace width.  
One female 6 mm. in maximum carapace width.

*Locality* : MAURITIUS, Port Louis.

Genus **Pisisoma** Stimpson

1858. *Pisisoma* Stimpson, Proc. Acad. Nat. Sci. Philad.  
Orthotype : *P. pisum* H. M.-Edwards. = *Porcellana pisum* H.  
M.-Edw. Type locality : China.



**Pisisoma garciaensis** sp. nov.

*Pisisoma garciaensis* is allied to *P. sculpta* (H. M.-Edw.), China, but may be differentiated by the following characters :

1. The upper surface of the hand is coarsely punctate in *garciaensis* and without trace of swellings.
2. The front is clearly separated into two lobes in *garciaensis*.
3. The ambulatory legs are thicker and more robust in *garciaensis*.
4. The telson is differently formed, in *garciaensis* the last segments are smaller than in *P. sculpta*.

*Material* : One male measuring 4 mm. in maximum carapace width.  
One female measuring 5 mm. in maximum carapace width.

*Locality* : CHAGOS, Diego Garcia.

Superfamily *PAGURIDEA*

Family *PAGURIDAE*

Subfamily *Pagurinae*

Genus **Dardanus** Paulson

1875. *Dardanus* Paulson, Studies in the Crustacea of the Red Sea, (in Russian), 90.

Haplotype : *Dardanus helleri* Paulson. Type locality : Red Sea.

**Dardanus megsitos** (Herbst)

1804. *Cancer megestos* Herbst, Krabben u. Krebse III, iv, 23, pl. xi, fig. 1, East Indies.

1905. *Pagurus punctulatus* Alcock, Mem. Ind. Mus., Crust., Anomura, 81, Pl. viii, fig. 1.

*Material* : One female measuring 40 mm. total carapace length.

*Locality* : MAURITIUS.

**Dardanus deformis** (H. M.-Edw.)

1836. *Pagurus deformis* H. M.-Edwards, Ann. Sci. Nat. (2) vi, (November), 272, pl. xiv, fig. 2, Mauritius.

In 1905 Alcock placed *Pagurus cavipes* White, 1847, Bramble Cay, in the synonymy of *P. deformis* H. M.-Edw. I have compared the present specimens with material from the Great Barrier Reef, Qld., and find that the two specimens are distinct.

*Material* : One male measuring 19 mm. in maximum carapace length.

*Locality* : MAURITIUS.

Genus **Aniculus** Dana

1852. *Aniculus* Dana, U. S. Explor. Exped., Crust., I, 460.  
Type : *Aniculus aniculus* Fabr. Type locality : East Indies.

**Aniculus aniculus** Fabr.

1793. *Pagurus aniculus* Fabr., Ent. Syst. II, 468, and 1798, Suppl., 411.  
1905. *Aniculus aniculus* Alcock, Mem. Ind. Mus., Anomura, 94, pl. vii, fig. 6.

*Material* : One male 35 mm. in maximum carapace length.

*Locality* : ST. BRANDON.

Genus **Calcinus** Dana

1852. *Calcinus* Dana, U. S. Explor. Exped., Crust., I, 456.  
Logotype : *Calcinus gaimardi* (H. M.-Edw.), 1848.  
Type locality : Amboina.

**Calcinus herbstii** de Man

1887. *Calcinus herbstii* de Man, Archiv. f. Naturges., liii, I, 437.  
1905. *Calcinus herbstii* Alcock, Mem. Ind. Mus., Anomura, 53, pl. v, f. 4.

*Material* : One male 8 mm. in maximum length of the carapace.

*Locality* : MAURITIUS, Port Louis.

Subfamily *Cenobitinae*

Genus **Cenobita** Latreille

1825. *Cenobita* Latreille, Fam. Nat. Règ. Anim., 276. Orthotype : *Cancer clypeatus* Fabr. Type locality : "Indae Orientali".

**Cenobita clypeata** Fabr.

1787. *Cancer clypeatus* Fabr., Mantissa Insectorum.  
1791. *Cancer clypeatus* Herbst, Krabben u. Krebse, 22, pl. xxiii, f. 2,  
East Indies.  
1905. *Cenobita clypeata* Alcock, Mem. Ind. Mus., Anomura, 142, pl. xv,  
figs. 1, 1a.

*Material* : One male measuring 51 mm. maximum carapace length.

*Locality* : CHAGOS ARCHIPELAGO, Salomon.

**Cenobita rugosa** H. M.-Edwards

1837. *Cenobita rugosa* H. M.-Edw., Hist. Nat. Crust., II, 241, Indian Ocean.

*Material* : One male measuring 8 mm. in maximum length of the carapace.

*Locality* : CHAGOS ARCHIPELAGO, Diego Garcia.

**Cenobita perlata** H. M.-Edwards

1837. *Cenobita perlata* H. M.-Edw., Hist. Nat. Crust., II, 242, South Seas.

1836-49. *Cenobita perlata*, H. M.-Edw., Règne Anim., pl. 44, figs. 1-1c.

1905. *Cenobita perlata* Alcock, Mem. Ind. Mus., Anomura, 145, pl. xiv, figs. 2-2a.

*Material* : One female measuring 40 mm. in maximum length of the carapace.

*Locality* : CHAGOS ARCHIPELAGO, Salomon.

Genus **Birgus** Leach

1815. *Birgus* Leach, Trans. Linn. Soc. London, 337.

1905. *Birgus* Alcock, Mem. Ind. Mus., Anomura, 148.

Haplotype : *Birgus latro* (Linn.). Type locality : Amboina.

**Birgus latro** (Linn.)

1767. *Cancer latro* L., Syst. Nat. (xii), II, 104.

1905. *Birgus latro* Alcock, Mem. Ind. Mus., Anomura, 150, pl. xvi.

*Material* : One male 87 mm. and one female 73 mm. in maximum length of carapace.

*Locality* : CHAGOS ARCHIPELAGO, Diego Garcia.

Tribe **BRACHYURA**

Subtribe **OXYSTOMATA** de Haan

Family **LEUCOSIIDAE** Dana

Subfamily ***Iliinae*** Stimpson

Genus **Myra** Leach

1817. *Myra* Leach, Zool. Miscell., III, 19, 23.

Type : *Myra fugax* (Fabricius). Type locality : East Indies.

**Myra cyrenae** sp. nov.

Pl. v, fig. 1.

*Myra cyrenae* is allied to *Myra fugax* Fab., East Indies, but is readily separable by the following characters :

1. The fronto-orbital regions are less produced in *cyrenae*.
2. The manus is shorter and covered with uniform minute granules in *cyrenae*.
3. The dorsum of the carapace is more densely granulated in *cyrenae*.
4. The median posterior spine of the carapace is much shorter in *cyrenae*.
5. The ventral surfaces are more granulated in *cyrenae*.

I have a photo of the type specimen of "*Leucosia*" *fugax* Fabr. housed in the Kiel Museum and material is in my private collection from the Bay of Bengal and off Singapore. At a later date I hope to publish comparative notes upon all the material at my disposal.

*Material* : Type male 19 mm., two males 10, 15 mm. and two females 15 mm. in maximum carapace width.

*Locality* : MAURITIUS.

Subfamily *Ebaliinae*

Genus **Heteronucia** Alcock

1896. *Heteronucia* Alcock, Journ. Asiat. Soc. Bengal, lxxv, II, 2, 177.

Haplotype : *H. vesiculosa* Alcock.

Type locality : Off Ceylon, 50 fathoms.

**Heteronucia ingens** Rathbun

1911. *Heteronucia ingens* Rathbun, Trans. Linn. Soc. London (2) Zool., xiv, 2, (July), 199, pl. xvii, fig. 2, Amiranter.

*Material* : One female 12 mm. maximum carapace width.

*Locality* : CHAGOS ARCHIPELAGO, Salomon.

Genus **Ebaliopsis** Ihle

1918. *Ebaliopsis* Ihle, Siboga Expeditie, xxxix, b, 2255.

Haplotype : *Ebaliopsis erosa* (A. M.-Edw.) 1874.

Type locality : New Caledonia.

**Ebaliopsis viaderi** sp. nov.

Pl. v, fig. II.

*Ebaliopsis viaderi* differs from *E. erosa* (A. M.-Edw.) in the following characters.

1. The granules on the dorsum of the carapace are more evenly dispersed over the surface in *E. viaderi*.
2. The fronto-orbital prolongation is longer and narrower in *E. viaderi*.
3. The upper surfaces of the manus are finely granulated in *E. viaderi* whereas they are coarsely so in *E. erosa*.
4. The hepatic protuberances are not as sharply angulated in *E. viaderi*.

The specimen of *E. erosa* upon which this comparison is based came from dredgings made by Hedley, Iredale and Whitley off Michaelmas Bay, near Cairns, Queensland, in 1926 and is housed in the Australian Museum, Sydney.

**Material** : Holotype female measuring 8 mm. in maximum carapace width.

**Locality** : MAURITIUS.

Genus **Actaeomorpha** Miers

1877. *Actaeomorpha* Miers, Journ. Linn. Soc. London, Zool. xiii, no. 67, 183.

Haplotype : *A. erosa* Miers. Type locality : Port Curtis, Queensland.

Unfortunately I have not been able to examine any Australian material of this species, so I am following Ihle, 1918, in identifying the material before me.

**Actaeomorpha erosa** Miers

1877. *Actaeomorpha erosa* Miers, Journ. Linn. Soc. London, Zool., xiii, no. 67, 183, pl. xiv, figs. 1-6.

1918. *Actaeomorpha erosa* Ihle, Siboga Expeditie, xxxix, b, 2.

**Material** : One male measuring 8 mm. in maximum carapace width.

**Locality** : MAURITIUS, Pointe aux Canonniers.

Family **CALAPPIDAE**

Subfamily *Callapinae*

Genus **Calappa** Weber

795. *Calappa* Weber, Nomen. Entom., 92.

937. *Calappa* Rathbun, U. S. Nat. Mus. Bull. 166, 197.

Logotype specified by Latreille, 1810 : *Calappa granulata* Fabr.

Type locality : Mediterranean Sea.

**Calappa calappa** Linn.

1758. *Cancer calappa* Linn., Syst. Nat., 630. In Asia (Amboina).

1918. *Calappa calappa* Ihle, Siboga Expeditie, xxxix b, 184.

*Material* : One male measuring 120 mm. in maximum carapace width.

*Locality* : MAURITIUS.

**Calappa hepatica** Linn.

1766. *Cancer hepatica* Linn., Syst. Nat. (xii), I, 1048.

1938. *Calappa hepatica* Sakai, Sci. Rep. T. B. D. Sect. B, iii, supp. 2, 89.

*Material* : Two males 73, 79 mm. and one female 74 mm. maximum carapace width.

*Locality* : MAURITIUS, Mahébourg.

Subfamily *Matutinae*

Genus **Matuta** Weber

1795. *Matuta* Weber, Nomen. Ent., 92.

Logotype specified by Latreille, 1810 : *Matuta victor* Fabr.

Type locality : East Indies.

**Matuta doryophora** (Latreille)

1825. *Matuta doryophora* Latreille, Encyc. Méthod., Hist. Nat.

This species is closely allied to *Matuta picta* Hess, from Torres Strait.

The species of *Matuta* have been notoriously difficult to differentiate in the past, apparently because workers have not appreciated the geographical distribution. When material is examined from type localities or adjacent regions the several species are easily separable. I have been fortunate in the amount of specimens which I have been able to examine from the coasts of tropical Australia and other localities in the Indo-Pacific and the observations I have been able to carry out on living material in the field. Also good friends at Kiel, Copenhagen and Berlin have sent me photos of the types of Fabricius and Herbst housed in their several institutions.

The following species are known to me from the Indo-Pacific :

*Matuta victor* Fabr., 1781, Malabar, India. Photo of type seen.

*Matuta planipes* Fabr., 1798, Coast of India. " " "

*Matuta lineifera* Miers, 1877, North West Australia.

*Matuta lesuerii* Leach, 1817, Eastern Tropical Australia.

*Matuta granulosa* Miers, 1877, North Australia.

*Matuta picta* Hess, 1865, Torres Strait.

*Matuta crebripunctata* Miers, 1877, Fiji Islands.

*Matuta inermis* Miers, 1882, North Australia.

*Matuta banksii* Leach, 1817, South-East Papua.

*Matuta doryophora* Latreille, 1825, Mauritius.

*Material* : One male measuring 48 mm. in maximum carapace width.

*Locality* : MAURITIUS, Mahébourg.

Subtribe DROMIACEA

Family DROMIIDAE

Genus **Dromidiopsis** Borradaile

1900. *Dromidiopsis* Borradaile, Proc Zool. Soc. Lond., 572, and 1903, Ann. Mag. Nat. Hist., (7), xi, (March), 298.  
Type : *Dromidiopsis australiensis* de Man (nec Haswell).  
Type locality : Amboina.

**Dromidiopsis dormia** (Linn.)

1763. *Cancer dormia* Linn., Amoen. Acad. vi, 413, and 1767, Syst. Nat., (xii) I, 2, 1043.

This species has been given a very wide range in the Indo-Pacific region, from Africa to the Hawaiian Islands. Unfortunately I have only the Mauritius specimen before me, so I cannot give any definite opinion until further series from other stations have been examined.

*Material* : One female measuring 98 mm. in maximum carapace width.

*Locality* : MAURITIUS, Black River.

Genus **Cryptodromia** Stimpson

1858. *Cryptodromia* Stimpson, Proc. Acad. Nat. Sci. Philad., 225, and 1907, Smithson. Miscell. Coll., 172. Orthotype : *C. coronata* Stimpson.  
Type locality : Bonin Islands.

**Cryptodromia tomentosa** (Heller)

1861. *Dromia tomentosa* Heller, Crust. d. Roth. Meeres, Sitz. k. Akad. d. w. Mathm., nature Cl., xlv, Bd. 241, Red Sea.

*Material* : One male 10 mm. and one female 9 mm. in maximum carapace width.

*Locality* : CHAGOS ARCHIPELAGO, Salomon.

Family DYNOMENIDAE Ortmann

Genus **Dynomene** Latreille

1825. *Dynomene* Latreille in Desmarest, Consid. Génér. Crust., 133 (note), pl. xviii, fig. 2. Desmarest figures *Dynomene hispida*, but gives only vernacular name. Haplotype : *Dynomene hispida* Latreille, 1829.  
Type locality : Mauritius.

**Dynomene hispida** Latreille

1829. *D. hispida* Latreille, Règ. Anim. Cuvier (2), iv, 69.

1878. *D. hispida* A. M.-Edw., (part) Ann. Sci. Nat., (août), viii, 7, art. no. 3, 5, pl. xii, figs. 1-15.

I have material of the following species listed below from Lord Howe Island, Papua, Hawaii and Mauritius and I find that I cannot agree with Balss\* in considering Hawaiian material as conspecific with the species inhabiting Mauritius.

*Material* : One female measuring 8 mm. in maximum carapace width.

*Locality* : MAURITIUS, Port-Louis.

The Hawaiian species should be known as *Dynomene latreillei* Eyd. & Soul., Bonite, Zool. I, 239, pl. iii, figs. 3-5. The species inhabiting Lord Howe Island, New Caledonia and Papua is *Dynomene praedator* A. M.-Edw. *Dynomene hispida* is found at Mauritius and probably adjacent localities and *Dynomene spinosa* Rathbun is known to me from the Chagos Archipelago.

**Dynomene spinosa** Rathbun

1911. *Dynomene spinosa* Rathbun, Trans. Linn. Soc. London, (2), Zool., xiv, (July), 196, Pl. xvii, fig. 13, Coetivy.

*Material* : Two males measuring 13 and 16 mm. in maximum carapace width.

*Locality* : CHAGOS ARCHIPELAGO, Salomon.

Subtribe BRACHYGNATHA Borradaile

Superfamily OXYRHYNCHA Latreille

Family MAJIDAE Alcock

Subfamily *Inachinae* Alcock

Genus **Camposcia** Leach

1823. *Camposcia* Leach, Dict. Sci. Nat. xxviii, 262.

1825. *Camposcia* Latreille, Fam. Nat. Règ. Anim., 272.

Haplotype : *Camposcia retusa* (Latreille). Type locality : Unknown.

**Camposcia retusa** Latreille

1829. *Maia retusa* Latreille, Cuvier, Règ. Anim. (2), iv, 60.

1938. *Camposcia retusa* Sakai, Crabs of Japan, Tokyo, (May 5), 228, pl. xxiii, fig. 3.

*Material* : One female measuring 15 mm. in maximum carapace width.

*Locality* : CHAGOS ARCHIPELAGO, Salomon.

---

\*Balss, K. Vet. O. Vitterh. Samb. Handl. (3) v, no. 7, (4 May) 1938, 7.



Subfamily *Acanthonychinae* Alcock

Genus **Menaethius** H. M.-Edw.

1834. *Menaethius* H. M.-Edwards, Hist Nat. Crust. I, 338.

Haplotype : *Menaethius monoceros* (Latreille).

Type locality : Mauritius.

**Menaethius mezceros** (Latreille)

1825. *Pisa monoceros* Latreille, Encyc. Méth. x, (Ins.), 139.

1834. *Menaethius monoceros* H. M.-Edw., Hist. Nat. Crust. I, 338, Pl. xv, figs. 12-13.

This is another species which has been given a very wide range in the Indo-Pacific and, because I do not agree with this view, I have cited only the original description and figures which apply to the Mauritius material.

*Material* : One male and one female measuring 10 and 8 mm. in maximum carapace width.

*Locality* : MAURITIUS, Mahébourg.

Genus **Trigonothir** Miers

1879. *Trigonothir* Miers, Ann. Mag. Nat., (July), 4, pl. iv, fig. 2.

Haplotype : *Trigonothir obtusifrons* Miers. Type locality : Unknown.

**Trigonothir pyramidatus** (Heller)

1861. *Huenia pyramidatus* Heller, Crust. Roth. Meeres, Sitzungsber., d. k. Akad. d. W. Math. Naturw. Cl, XLIII, Bd. I, Abth. 307, Taf. 1, f. 9.

1906. *Trigonothir pyramidatus* Künzinger, Spitz-u. Spitzmund Krabben Rothen Meeres, 19, pl. i, fig. 3, Red Sea.

*Material* : One female measuring 10 mm. in maximum carapace width.

*Locality* : MAURITIUS, Black River.

Genus **Simocarcinus** Miers

1879. *Simocarcinus* Miers, Journ. Linn. Soc. London, xiv, no. 79, (May 20), 649.

Haplotype : *Simocarcinus simplex* (Dana). Type locality : Hawaii.

**Simocarcinus depressus** (A. M.-Edwards)

1862. *Huenia depressus* A. M.-Edw., Crust. in Maillard's Réunion.

*Material* : One female measuring 14 mm. in maximum carapace width.

*Locality* : CHAGOS ARCHIPELAGO, Salomon.

Subfamily *Pisinae* Balss

Genus *Naxioides* A. M.-Edwards

1865. *Naxioides* A. M.-Edw., Ann. Soc. entom. France, (4) iv, 142.

Haplotype : *Naxioides hirta* A. M.-Edw. Type locality : Zanzibar.

*Naxioides hirta* A. M.-Edw.

1865. *Naxioides hirta* A. M.-Edw., Ann. Soc. entom. France, (4) iv, 142, pl. iv, fig. 1.

*Material* : One male measuring 15 mm. in maximum carapace width.

*Locality* : MAURITIUS. Taken in tangles attached to dredge.

*Naxioides spinigera* Borradaile

1906. *Naxioides spinigera* Borradaile, Fauna and Geog. Maldives & Laccadives, 687, pl. xlvii, fig. 3, North Male Atoll.

*Material* : One male measuring 11 mm. in maximum carapace width.

*Locality* : MAURITIUS. Taken in tangles attached to dredge.

*Naxioides robillardi* Miers

1882. *Naxia* (*Naxioides*) *robillardi* Miers, Proc. Zool. Soc. London, 339, pl. x, fig. 1, Mauritius.

*Material* : One female 60 mm. in maximum carapace width.

*Locality* : MAURITIUS.

Genus *Tylocarcinus* Miers

1879. *Tylocarcinus* Miers, Journ. Linn. Soc. London, Zool. xiv, (May 20), 664.

1879. *Tylocarcinus* Miers, Ann. Mag. Nat. Hist., (July), 14.

Haplotype : *T. styx* (Herbst). Type locality : Not given by Miers.

*Tylocarcinus styx* (Herbst)

1803. *Cancer styx* Herbst, Krabben u. Krebse III, iii, 55, pl. viii, fig. 6, East Indies.

1938. *Tylocarcinus styx* Sakai, Studies in the Crabs of Japan, Tokyo, (May 5), 271, pl. xxvi, fig. 5.

I have not had sufficient material from distant parts of the Indo-Pacific to enable me to give a detailed study of this species and consequently I have quoted the latest literature.

*Material* : Two males 11 and 13 mm. in maximum carapace width.

*Locality* : CHAGOS ARCHIPELAGO, Salomon.

Subfamily *Hyasteniinae* Balss

Genus *Hyastenus* White

1847. *Hyastenus* White, Proc. Zool. Soc. London, xv, (172), (May 25), 56.  
Haplotype : *Hyastenus sebæ* White.  
Type locality : Phillipine Islands.

*Hyastenus uncifer* Calman

1909. *Hyastenus uncifer* Calman, Proc. Zool. Soc. London, 712, pl. lxxii, fig. 89. Christmas Island.  
1911. *Hyastenus uncifer* Rathbun, Trans. Linn. Soc. London, (2), Zool., xiv, 2, (July), 253, pl. xx, fig. 7, Diego Garcia.

*Material* : One male measuring 9 mm. in maximum carapace width.

*Locality* : MAURITIUS. Taken in tangles attached to dredge.

Subfamily *Majinae* Balss

Genus *Schizophrys* White

1848. *Schizophrys* White, Proc. Zool. Soc. London, xv, (179), (March 29), 222.  
Logotype : *Schizophrys aspera* (H. M.-Edw.), specified by Miers, 1879. Type locality : Unknown.

*Schizophrys serratus* White

1848. *Schizophrys serratus* White, Proc. Zool. Soc. London, xv, (179), (Mar. 29) 223, Mauritius.

I have found it necessary to use the earliest name applicable to the Mauritian species in spite of the fact that it has become customary to record all material of *Schizophrys* from the Indo-Pacific as *Schizophrys aspera* (H. M.-Edwards), 1831.

*Schizophrys aspera* (H.M.-Edw.) is based upon a brief description unaccompanied by a figure and without indication of type locality. I have been able to examine large series from different parts of the Indo-Pacific and study the species in the field and I have been brought to the conclusion that there are several distinct species involved.

*Material* : One male 49 mm., two females 40 and 42 mm. maximum carapace width.

*Locality* : MAURITIUS, Port-Louis.

Genus *Cyclax* Dana

1852. *Cyclax* Dana, U. S. Explor. Exped. Crust. 1, 98. Haplotype : *Cyclax perryi* Dana. Type locality : Pitts Island, Kingsmill Group.

**Cyclax spinicinctus** Heller

1861. *Cyclax spinicinctus* Heller, Crust. Roth. Meeres, S. B. Akad. Wien, xliii, 1, 304, pl. 1, figs. 7-8, Red Sea.

I have compared this material with specimens of *Cyclax orbicularis* Stimpson from the Great Barrier Reef and find the following characters which serve to distinguish the species :

1. The ambulatory legs are more robust and longer in *orbicularis*.
2. The spines on the lateral margins of the carapace are longer and thicker in *orbicularis*.

*Material* : One male 16 mm. and two females 17 and 28 mm. in maximum carapace width.

*Locality* : CHAGOS ARCHIPELAGO, Salomon.

Subfamily *Mithracinae* Balss

Genus **Micippa** Leach

1817. *Micippa* Leach, Zool. Miscell. III, 16.

Logotype : *Micippa cristata* Linn., specified by Desmarest in Chenu, Encyc. Hist. Nat., 1858, 14. Type locality : Amboina.

**Micippa philyra** (Herbst)

1803. *Cancer philyra* Herbst, Krabben u. Krebse, III, iii, 51, East Indies, Mauritius.

1817. *Micippa philyra* Leach, Zool. Miscell., III.

1938. *Micippa philyra* Sakai, Studies on Crabs of Japan, Tokyo, III, (May 5), 315, pl. xxxviii, fig. 6.

I have not been able to examine much material of this species from the Indo-Pacific region so I have given the original references and quoted Sakai as the latest authority pending the acquisition of further material.

*Material* : One male 33 mm. in maximum carapace width.

*Locality* : CHAGOS ARCHIPELAGO, Salomon.

Family **PARTHENOPIDAE** Alcock

Subfamily *Parthenopinae* Miers

Genus **Rhinolambrus** A. M.-Edwards

1881. *Rhinolambrus* A. M.-Edwards, Miss. Sci. Mex., Crust. I, 148.

Type : *Rhinolambrus contrarius* (Herbst).

Type locality : East Indies.

**Rhinolambrus contrarius** (Herbst)

1796. *Cancer contrarius* Herbst, Krabben u. Krebse, III, iv, 6, pl. lx, fig. 3.  
1895. *Lambrus* (*Rhinolambrus*) *contrarius* Alcock, Journ. Asiat. Soc. Bengal, lxiv, II, 2, 266.  
1938. *Lambrus* (*Rhinolambrus*) *contrarius* Sakai, Studies on Crabs of Japan, Tokyo, (May 5), 334.

*Material* : Two females 28 and 47 mm. maximum carapace width.

*Locality* : MAURITIUS.

**Rhinolambrus minimus** sp. nov.

Pl. v, fig. III.

Carapace longer than broad with few granules, those that are present are placed upon the branchial and cardiac regions. The gastric and branchial regions are raised and the inter-regional hollows are broad and deep. There is one large pustulose granule on the summit of each branchial swelling and two placed side by side in the middle of the posterior margin. The front is broad, lamellate and entire, the tip rounded. There are traces of supra-orbital fissures. The lower orbital margin is entire.

A deep longitudinal excavation on the anterior somite of the sternum.

The chelae are subequal, all the articles are trigonal in tranverse section and, except for poorly developed teeth on the upper margins, they are smooth.

The species can be readily distinguished from all the other species of *Rhinolambrus* that I have examined by the smoothness and lack of armature of the whole animal.

*Material* : Holotype male measuring 5 mm. maximum carapace width.

*Locality* : MAURITIUS, Black River.

Genus **Daldorfia** Rathbun

1906. *Daldorfia* Rathbun, Bull. U. S. Fish Comm. v, 23, pt. 3, and 1911, Trans. Linn. Soc. London, xiv, (2), 259.  
1930. *Parthenope* Filpse (part), Siboga Expeditie, xxxix, c 2, 57.  
Haplotype : *Daldorfia horrida* (Linn.) Type locality : Amboina.

**Daldorfia horrida** (Linn.)

1759. *Cancer horridus* Linn., Syst. Nat., (x), 629, Seas of Asia (Amboina).  
1936. *Parthenope horrida* Sakai (part), Studies on the Crabs of Japan, Tokyo, III, 340.

This is a difficult species to study owing to its extremely rugged formation. Series from different parts of the wide range with which it has been credited will perhaps necessitate arrangement into allied species.

*Material* : One male measuring 92 mm. in maximum carapace width.

*Locality* : MAURITIUS, Black River.

Genus **Parthenopoides** Miers

1879. *Parthenopoides* Miers, Journ. Linn. Soc. London, (5), iv, (July), 672.  
Type : *Parthenopoides erosus* Miers. Type locality : Eastern Seas.

**Parthenopoides erosus** Miers

1879. *Parthenopoides erosus* Miers. Ann. Mag. Nat. Hist., (July), 28, pl. 5, fig. 8.  
*Material* : One female 19 mm. maximum carapace width.  
*Locality* : CHAGOS, Diego Garcia.

Genus **Pseudolambrus** Paulson

1875. *Pseudolambrus* Paulson, Investig. Crust. Red Sea, v, 1, 9 (in Russian).  
Haplotype : *Pseudolambrus calappoides* Paulson.  
Type locality : Red Sea.

**Pseudolambrus calappoides** Pauls.

1875. *Pseudolambrus calappoides* Pauls., Investig. Crust. Red Sea, 10, pl. iii, figs. 3a-3b.  
*Material* : One male measuring 16 mm. in maximum carapace width.  
*Locality* : MAURITIUS, Black River.

Genus **Aulacolambrus** Paulson

1875. *Aulacolambrus* Paulson, Investig. Crust. Red Sea, v, 1, 9 (in Russian).  
Haplotype : *Aulacolambrus pisoides* (Adams and White).  
Type locality : Philippine Islands.

**Aulacolambrus curvispinis** Miers

1879. *Lambrus curvispinis* Miers, Ann. Mag. Nat. Hist., (July) 24, Java Sea.  
1930. *Aulacolambrus curvispinis* Filpse, Siboga Expeditie, xxxix, c 2, 42.

There is a single male minus the chelae before me, so it is with some hesitation that I record it under the above name.

- Material* : One male measuring 17 mm. in maximum length of carapace.  
*Locality* : MAURITIUS, Black River.

Subfamily *Eumedoninae* Miers

Genus **Eumedonus** H. M.-Edwards

1834. *Eumedonus* H. M.-Edw., Hist. Nat. Crust., I, 349.  
1934. *Eumedonus* Gordon, Mem. Mus. Roy. Hist. Nat. Belg., III, 5.  
Haplotype : *Eumedonus niger* H. M.-Edw. Type locality : China.

**Eumedonus granulosis** MacGilchrist.

1905. *Eumedonus granulosis* MacGilchrist, Ann. Mag. Nat. Hist. (7), xv, (March), 253, and 1907, Illus. Investigator, Pl. LXXVII, figs. 2, 2a.  
1938. *Eumedonus granulosis* Sakai, Studies on Crabs of Japan, Tokyo, 348.

*Material* : One male measuring 9 mm. in maximum carapace width.

*Locality* : MAURITIUS. Taken in tangles attached to dredge.

Family **HYMENOSOMIDAE** Stimpson

Genus **Elamena** H. M.-Edwards

1837. *Elamena* H. M.-Edw., Hist. Nat. Crust., II, 33.  
1938. *Elamena* Sakai, Studies on Crabs of Japan, Tokyo, III, (May 5), 200.  
Haplotype : *Elamena mathaei* (Latreille). Type locality : Mauritius.

**Elamena mathaei** Latreille

1825. *Hymenosoma mathaei* Latreille, in Desmarest, Con. Gén. Crust., 163.  
1837. *Elamena mathaei* H. M.-Edw., Hist. Nat. Crust., II, 35.

*Material* : One female 6 mm. in maximum carapace width.

*Locality* : MAURITIUS, Port Louis.

Superfamily **BRACHYRHYNCHA**

Family **PORTUNIDAE** Dana

Subfamily *Catoptrinae* Borradaile

Genus **Carupa** Dana

1850. *Carupa* Dana in Sillimans, Amer. Journ. Sci. & Art, (2) xii, 129, and 1852, U. S. Explor. Exped. Crust. I, 299. Haplotype : *Carupa tenuipes* Dana, 1852. Type locality : Paumotu Archipelago ?

**Carupa laeviuscula** Heller

1862. *Carupa laeviuscula* Heller, Verh. Zool. Bot. Ges. Wien, xii, 520, and 1865, Novora Explor. Exped., Zool. II, 3, 27, pl. iii, fig. 2.  
1938. *Carupa laeviuscula* Sakai, Studies on Crabs of Japan, Tokyo, III, 373.

Unfortunately I have no material of this species from Tahiti, consequently I have quoted the latest authority wherein may be found figures and description.

*Material* : Two females measuring 12, 17 mm. in maximum carapace width.

*Locality* : CHAGOS, Diego Garcia.

Subfamily *Thalamitinae* Rathbun

Genus *Portunus* Weber

1795. *Portunus* Weber, Nomen. Entom., 93.

Logotype specified by Latreille, 1810, Consid. Gén. Crust., 422 :  
*Portunus pelagicus* (L.), 1758. Type locality : Amboina.

*Portunus mauritianus* sp. nov.

Pl. v, fig. iv.

This species is near *Portunus pelagicus* (Linn.) which is an East Indian species, type locality Amboina.

*P. mauritianus* differs from *P. pelagicus* in the following characters :

1. The carapace is proportionately broader in *mauritianus*.
2. The granulation on the dorsum of the carapace is finer in *mauritianus*.
3. The anterior margin of the merus of the cheliped has three instead of four spines and the spine at the distal extremity of the posterior margin is absent in *mauritianus*.
4. The last spine on the anterolateral margin of the carapace is twice as long in *mauritianus*.
5. There is only one spine above the articulation of the dactylus of the cheliped and the ridges on the hands are less developed and smooth in *mauritianus*.
6. All the teeth and spines on the frontal and anterolateral margins are less developed in *mauritianus*.
7. The branchial regions are developed into distinct granulated swellings in *mauritianus*.

*Material* : Holotype male measuring 170 mm. in maximum carapace width.

*Locality* : MAURITIUS.

Genus *Cycloachelous* gen. nov.

I have examined considerable material of a small flattish Portunid from the Indo-Pacific region which has generally been recorded as *Achelous granulatus* (H. M.-Edw.). Since Rathbun, 1930, has given detailed accounts of the type species of *Achelous* de Haan, *A. spinimanus* Latreille from South America, we are in a better position to study the Indo-Pacific species with the result that a new genus, *Cycloachelous*, is here suggested for the accommodation of the so-called *Achelous granulatus* (H. M.-Edw.) from Mauritius.

*Generic description* : Small flat crabs almost circular in outline. Fronto-orbital margins more than half as wide as the major width of the carapace. Orbits with a decided dorsal inclination, lower orbital margins clearly visible from a dorsal view. Anterolateral angle of the merus of the external maxillipeds is strongly produced or auriculate.



*Cycloachelous* differs from *Achelous* in the characters enumerated in the generic description. *Cycloachelous* appears to be confined to the Indo-Pacific region.

**Cycloachelous granulatus** (H. M.-Edw.)

Pl. v, fig. v.

1834. *Lupa granulata* H. M.-Edw., Hist Nat. Crust. I, 454, Mauritius.

I have refrained from quoting modern workers because more than one species occurs in the material I have from the Indo-Pacific and I intend to publish a complete study at a later date.

*Material*: Three males 15-18 mm. and four females 13, 16 and 20 mm. in maximum carapace width.

*Locality*: MAURITIUS, Tamarin and Mahébourg.

**Genus Thalamita** Latreille

1829. *Thalamita* Latreille in Cuvier, Règ. Anim., (2) iv, 33, (foot note).

Haplotype: *Thalamita admete* (Herbst) 1803.

The species of *Thalamita* are in need of careful revision with the aid of extensive collections, consequently the following identifications are to be considered as temporary. I have quoted the latest work on the genus.

**Thalamita admete** (Herbst)

1803. *Cancer admete* Herbst, Krabben u. Krebse III, iii, 40, pl. lvii, fig. 1.

1938. *Thalamita admete* Sakai, Studies on Crabs of Japan, Tokyo, IV, 421, pl. lxxxv, fig. 1.

*Material*: One male measuring 25 mm. and two males 31 mm. in maximum carapace width.

*Locality*: MAURITIUS, Tamarin. CHAGOS, Diego Garcia.

**Thalamita cœruleipes** Lucas

1853. *Thalamita cœruleipes* Lucas in Jacq. & Lucas, Voy. Pôle Sud, Zool. 3, Atlas, pl. v, figs. 5-6.

1938. *Thalamita cœruleipes* Balss, K. Vet. O. Vitterh. Samh. Handl., (B), V, (Dec. 13), 33.

*Material*: One female measuring 43 mm. in maximum carapace length.

*Locality*: MAURITIUS, Port-Louis.

**Thalamita prymna** (Herbst)

1803. *Cancer prymna* Herbst, Krabben u. Krebse III, iii, 41, pl. lvii, fig. 2.  
1939. *Thalamita prymna* Sakai, Studies on Crabs of Japan, Tokyo, IV,  
(Feb. 11), 416.

*Material* : One female measuring 50 mm. in maximum carapace width.

*Locality* : CHAGOS ARCHIPELAGO, Diego Garcia.

**Thalamita picta** Stimpson

1858. *Thalamita picta* Stimpson, Proc. Acad. Nat. Sci. Philad., x, 39, and  
Smithson. Miscell. Coll., 1907, 85, pl. X, fig. 5.  
1939. *Thalamita picta* Sakai, Studies on Crabs of Japan, Tokyo, IV, (11 Feb.)  
417.

*Material* : One male measuring 24 mm. in maximum carapace length.

*Locality* : CHAGOS, Diego Garcia.

**Thalamita imparimanus** Alcock

1899. *Thalamita imparimanus* Alcock, Journ. Asiat. Soc. Bengal, lxxviii, II,  
1, 87, Ganjam Coast.

*Material* : One male 10 mm. in maximum carapace width.

*Locality* : MAURITIUS. Taken in tangles of dredge.

**Thalamita investigatoris** Alcock

1899. *Thalamita investigatoris* Alcock, Journ. Soc. Bengal, lxxviii, II, 1, 85,  
Ceylon.

*Material* : One male measuring 10 mm. in maximum carapace width.

*Locality* : MAURITIUS. Taken in tangles of dredge.

Subfamily *Caphyrinae* Alcock

Genus **Lissocarcinus** Adams and White

1848. *Lissocarcinus* Ad. & Wh., Zool. Voy. Samarang, Crust., 45.  
Haplotype : *L. polybioides* Ad. & Wh. Type locality : Eastern Seas.

**Lissocarcinus pulchellus** Müller

1887. *Lissocarcinus pulchellus* Müller, Verhand. d. naturf. Ges. zu Basel, viii,  
482, pl. 1, figs. 6-6b, Trincomalee.

*Material* : One male measuring 12 mm. in maximum carapace width.

*Locality* : CHAGOS ARCHIPELAGO, Salomon.

Subfamily *Podophthalminae* Rathbun

Genus **Podophthalmus** Lamarck

1801. *Podophthalmus* Lamarck, Anim. s. Vert., 152.

Haplotype : *Podophthalmus spinosus* Lamarck, 1801, *Podophthalmus vigil* (Fabricius) 1798. Type locality : Indian Ocean.

**Podophthalmus vigil** (Fabr.)

1798. *Portunus vigil* Fabr., Suppl. Entom. Syst., 368.

1939. *Podophthalmus vigil* Sakai, Studies on Crabs of Japan, Tokyo, (Feb 11), 427, pl. xlvi, fig. 2.

*Material* : One male measuring 114 mm. in maximum carapace width.

*Locality* : MAURITIUS.

Family **XANTHIDAE**

It is difficult to arrange the genera and species in a natural manner, so for the purposes of this list I have not attempted to place them in subfamilies.

Genus **Carpilius** Leach

1823. *Carpilius* Leach in Desmarest, Dict. Sci. Nat., xxviii, 228.

Logotype : Specified by E. Desmarest in Chenu, Encyc. Hist. Nat., 1858, 17 : *Carpilius corallinus* (Fabr.)

Type locality : Central America.

**Carpilius convexus** (Forsk.)

1775. *Cancer convexus* Forskal, Descr. Anim., 88.

1939. *Carpilius convexus* Sakai, Studies on Crabs of Japan, Tokyo, IV, (Feb. 11), 446.

This species has been credited with a wide range in the Indo-Pacific, but future study of more material than I have at my disposal at present will perhaps make alterations necessary.

*Material* : One male measuring 16 mm. in maximum carapace length.

*Locality* : CHAGOS ARCHIPELAGO, Salomon.

**Carpilius maculatus** (Linn.)

1767. *Cancer maculatus* Linn., Syst. Nat., (xii), 1042.

1937. *Carpilius maculatus* Sakai, Studies on the Crabs of Japan, IV, Tokyo, (Feb. 11), 445.

The remarks made concerning *C. convexus* apply equally well to this species.

*Material* : One female 50 mm. in maximum carapace width.

*Locality* : CHAGOS, Diego Garcia.

Genus **Carpilodes** Dana

1851. *Carpilodes* Dana, Silimans. Amer. Journ. Sci. (2), XII, 126.

1852. *Carpilodes* Dana, U. S. Explor. Exped., Crust., I, 192.

Haplotype : *Carpilodes tristis* Dana. Type locality : Paumotu ?

**Carpilodes stimpsoni** A. M.-Edwards

1865. *Carpilodes stimpsoni* A. M.-Edw., Nouv. Arch. Mus. Hist. Nat. Paris, I, 232, pl. ii, figs. 2-2c, New Caledonia.

1939. *Carpilodes stimpsoni* Sakai, Studies on the Crabs of Japan, IV, Tokyo, (Feb. 11), 476.

*Material* : One female 15 mm. in maximum carapace width.

*Locality* : CHAGOS ARCHIPELAGO, Salomon.

**Carpilodes monticulosus** A. M.-Edwards

1873. *Carpilodes monticulosus* A. M.-Edw., Nouv. Arch. Mus. Hist. Nat. Paris, 181, pl. v, fig. 1.

1939. *Carpilodes monticulosus* Sakai, Studies on the Crabs of Japan, IV, Tokyo, (Feb. 11), 475, pl. xcii, fig. 4.

*Material* : Two males measuring 6, 8 mm. and one female 9 mm. in maximum carapace width.

*Locality* : CHAGOS ARCHIPELAGO, Salomon.

**Carpilodes rugatus** (H. M.-Edwards)

1834. *Zozymus rugatus* H. M.-Edw., Hist. Nat. Crust., I, 385.

1939. *Carpilodes rugatus* Sakai, Studies on Crabs of Japan, IV, Tokyo, (Feb. 11), 476.

*Material* : Two males measuring 10 and 11 mm. and one female 11 mm. in maximum carapace width.

*Locality* : CHAGOS ARCHIPELAGO, Salomon.

**Carpilodes sayademalhensis** Rathbun

1911. *Carpilodes sayademalhensis* Rathbun, Trans. Linn. Soc. London., (2) Zool. xiv, 2, (July), 511.

1924. *Carpilodes edwardsi* Odhner, (part), K. Vet. O. Vitterh. Samh. Handl. 29, 1, (12 May), 13, pl. i, fig. 5.

I have compared the present material with the excellent figure of *C. edwardsi* quoted above and find that there are several details of structure which readily separate the two species.

**Material** : One male and two females measuring 19, 19 and 23 mm. in maximum carapace width.

**Locality** : CHAGOS ARCHIPELAGO, Salomon.

**Carpilodes cinctimanus** (White)

1847. *Carpilius cinctimanus* White, List Crust. B. M., 14 (n. n.).

1847. *Carpilius cinctimanus* White, in Jukes, Voy. Fly, 336, pl. 2, fig. 3, Indian Ocean and East seas.

1939. *Carpilodes cinctimanus* Sakai, Studies on Crabs of Japan, IV, Tokyo, (Feb. 11), 474, pl. xcii, fig. 3, (Synonymy except *Liomera cocosana* Boone).

**Material** : Two males 29, 40 mm., one female 27 mm. in maximum carapace width.

**Locality** : CHAGOS ARCHIPELAGO, Salomon.

**Genus Pseudoliomera** Odhner

1924. *Pseudoliomera* Odhner, K. V. et O. Vitterh. Samh. Handl., 29, 1, 79.

Orthotype : *Pseudoliomera granosimanus* (A. M.-Edwards).

Type locality : New Caledonia.

**Pseudoliomera natalensis** Ward

1934. *Pseudoliomera natalensis* Ward, Bull. Raffles Museum, ix, (Dec.), 11, pl. III, figs. 2, 2a, Christmas Island.

I have compared the smaller female of this species with my specimen of *P. natalensis* from Christmas Island and can find no differentiating characters. It would be of considerable interest to compare this material with specimens of *P. granosimanus* (A. M.-Edw.) from New Caledonia.

**Material** : Two males 17, 21 mm. and one female 25 mm. in maximum carapace width.

**Locality** : CHAGOS, Diego Garcia.

**Pseudoliomera helleri** (A. M.-Edwards)

1865. *Actaea helleri* A. M.-Edwards, Nouv. Arch. Mus. Hist. Nat. Paris, 270, pli xvii, f. 3.

1924. *Actaea helleri* Odhner, K. Vet. O. Vitterh. Samh. Handl., 29, 1, 77.

**Material** : One male 22mm. in maximum carapace width.

**Locality** : CHAGOS ARCHIPELAGO, Salomon.

Genus **Zozymus** Leach1818. *Zozymus* Leach, Dict. d. Sci. Nat., V, 12, 75.Haplotype : *Zozymus aeneus* (Linn.). Type locality : "In India".**Zozymus aeneus** (Linn.)1758. *Cancer aeneus* Linn., Syst. Nat., 630, "In India".1939. *Zozymus aeneus* Sakai, Studies on Crabs of Japan, IV, Tokyo, (Feb. 11), 450.*Material* : One male measuring 85 mm. in maximum carapace width.*Locality* : CHAGOS ARCHIPELAGO, Salomon.Genus **Lophozozymus** A. M.-Edwards1863. *Lophozozymus* A. M.-Edwards, Ann. Sci. Nat. Zool., (4), xx, 272.Type : *L. incisus* (H. M.-Edwards). Type locality : Australasia.**Lophozozymus dodone** (Herbst)1801. *Cancer dodone* Herbst, Krabben u. Krebse III, II, 37, pl. lii, fig. 5.1906. *Lophozozymus dodone* Rathbun, U. S. Fish Comm. Bull., 1903, (27 Jan.), pl. viii, figs. 2-2a. Figures only.

I have no material from Hawaii which has been compared with the specimen from Mauritius and there are several characters by which they can be differentiated. The quotation referring to Rathbun is for the figure only as this is of Herbst's type. It is probable that Mauritius was the type locality of Herbst's species.

The Hawaiian species requires a new name for which I suggest *Lophozozymus rathbuni*.

*Lophozozymus rathbuni* nom. nov.                      *Lophozozymus dodone* (Herbst).

Immovable fingers longer than in                      Immovable fingers stumpy.  
*L. dodone*.

Carina on upper margin of hand does                      Carina reaches articulation.  
not reach articulation with dactylus.

Carpus of cheliped almost smooth on                      Carpus coarsely eroded.  
dorsal surface.

Lower margin of hand with thick and                      Lower margin with strongly deve-  
ill defined carina.    loped and thin carina.

Front strongly bilobed.    Front faintly bilobed.

*Material* : One male measuring 14 mm. in maximum carapace width.*Locality* : MAURITIUS, Port-Louis.

**Lophozozymus pulchellus** A. M.-Edwards

1867. *L. pulchellus* A. M.-Edw., Ann. Soc. entom. France, (4), vii, 273, New Caledonia.  
1873. *L. pulchellus* A. M.-Edw., Nouv. Arch. Mus. Hist. Nat. Paris, ix, 30+. pl. vi, fig. 3, New Caledonia.

It is with some hesitation that I place the specimen before me under this name. Unfortunately I have no material from New Caledonia nor from the Great Barrier Reef for comparison.

**Material** : One male measuring 15 mm. in maximum carapace width.

**Locality** : ST. BRANDON.

**Genus Atergatopsis** A. M.-Edwards

1862. *Atergatopsis* A. M.-Edw., Ann. Sci. Nat., (4), xviii, 43.  
1865. *Atergatopsis* A. M.-Edw., Nouv. Arch. Mus. Hist. Nat. Paris, I, 252.  
1939. *Atergatopsis* Ward, American Museum Novitates, 1049, (Nov. 22), 5.

Type : *Atergatopsis signatus* (White) 1847.

Type locality : Mauritius.

**Atergatopsis signatus** (Adams & White)

1848. *Carpilius signatus* Adams & White, Samarang Crust. 37, pl. x, fig. I,  
1865. *Atergatopsis signatus* A. M.-Edw., Nouv. Arch. Mus. Hist. Nat. Paris, I, 263.

**Material** : One male measuring 47 mm. in maximum carapace width.

**Locality** : CHAGOS ARCHIPELAGO, SALOMON.

**Genus Actaea** de Haan

1833. *Actaea* de Haan, Fauna Japonica, Crust., 4, 18.

Type : *Actaea savignyi* (H. M.-Edw.).

Type locality : Egypt, Red Sea.

**Actaea rufopunctata** (H. M.-Edw.)

1834. *Xantho rufopunctata* H. M.-Edw., Hist. Nat. Crust., I, 389.  
1865. *Actaea rufopunctata* A. M.-Edw., Nouv. Arch. Mus. Hist. Nat. Paris, I, 268, pl. xviii, figs. 1-1a. (Localities except Mediterranean).

**Material** : One male measuring 40 mm., one female 29 mm. in maximum carapace width.

**Locality** : ST. BRANDON.

**Actaea garretti** Rathbun

1906. *Actaea garretti* Rathbun, U. S. Fish Comm. Bull., 1903, III, (Jan. 27), 52, pl. ix, fig. 8, Hawaii.

The specimen before me agrees with the quoted description, but I regret that I have no Hawaiian material for comparison.

*Material* : One female measuring 17 mm. in maximum carapace width

*Locality* : CHAGOS ARCHIPELAGO, Salomon.

**Actaea ruppelli** (Krauss)

1843. *Aegle ruppellii* Krauss, Sudafrikan Crustacea, 28, pl. i, fig. 1.

1939. *Actaea ruppellii* Sakai, Studies on Crabs of Japan IV, Tokyo, (Feb. 11), 491, pl. xciii, fig. 6.

*Material* : One female 27 mm. in maximum carapace width.

*Locality* : ST. BRANDON.

**Actaea fossulata** Girard

1858. *Cancer fossulata* Girard, Ann. Soc. entom. France, (3), vii, 149, pl. ?, figs. 2-2b, Red Sea (Plate disfigured).

The species has been relegated to the synonymy of *Actaea cavipes* Dana, Fiji. The latter is known from the Great Barrier Reef and the Eastern end of Papua. I have compared the material from Diego Garcia with a series from Samarai, Papua, and find the following distinguishing characters :

1. The inter-regional sulci on the carapace are deeper and more clearly defined in *fossulata*.
2. The anterolateral margins are shorter and carinated in *fossulata*.
3. The orbits are larger in *fossulata*.
4. The pits on the legs are deeper and larger in *fossulata*.

*Material* : Two males 11 and 13 mm. in maximum carapace width.

*Locality* : CHAGOS, Diego Garcia.

**Actaea banareias** Rathbun

1911. *Actaea banareias* Rathbun, Trans. Linn. Soc. London, (2), Zool. xiv, 2, (July), 223, pl. xviii, figs. 7, 8, Salomon.

*Material* : One male measuring 11 mm. in maximum carapace width.

*Locality* : CHAGOS ARCHIPELAGO, Diego Garcia.

**Actaea spinosissima** Borradaile

1903. *Actaea spinosissima* Borradaile, Fauna & Geog. Maldive & Laccadive Arch. I, 256, fig. 55.

*Material* : One male measuring 10 mm. in maximum carapace width.

*Locality* : ST. BRANDON.



**Actaea boletaria** Rathbun

1911. *Actaea boletaria* Rathbun, Trans. Linn. Soc. London, (2), Zool. xv, 2, (July), 221, pl. xviii, figs. 3, 4, Saya de Malha.

*Material* : One male measuring 17 mm. in maximum length of carapace.

*Locality* : CHAGOS ARCHIPELAGO, Salomon.

**Actaea perlata** (Macleay)

1838. *Chlorodius perlatus* Macleay, Illus. Annulosa S. Africa, 59.

The species was not figured by Macleay in the work quoted, but during an examination of the *Brachyura* housed in the Macleay Museum at the Sydney University, I came upon the specimen which served the type for Macleay's description.

*Actaea perlata* is closely allied to *Actaea speciosa* Dana, 1852, Samoa, but can be readily distinguished by the following characters :

1. The interregional sulci are more developed in *A. perlata* so that the regions are more distinct than in *A. speciosa*.
2. The lobes of the anterolateral margins are more distinct on *A. perlata*.
3. The orbital hiatus is broader and deeper in *speciosa*.

*Material* : Two males measuring 14 mm. in maximum carapace width.

*Locality* : CHAGOS ARCHIPELAGO, Salomon.

**Actaea hirsutissima** (Rüppell)

1830. *Xantho hirsutissima* Rüppell, Besch. 24 Art. Krabben, Roth. Meeres, 26, pl. v, fig. 6, Red Sea.

1924. *Actaea hirsutissima* Odhner, K. Vet. O. Vitterh. Samh. Handl. xxix, 1, (12 May), 69, pl. iv, fig. 13.

*Material* : One male and two females measuring 16, 17, 18 mm. in maximum carapace width.

*Locality* : CHAGOS ARCHIPELAGO, Salomon.

**Genus Platypodia** Bell

1835. *Platypodia* Bell, Trans. Zool. Soc. London, I, 336.

1932. *Platypodia* Ward, Australian Zoologist, vii, III, (Sept. 15).

Type : *P. granulosa* (Rüppell). Type locality : Red Sea.

**Platypodia cristata** (A. M.-Edwards)

1865. *Lophactaea cristata* A. M.-Edw., Nouv. Arch. Mus. Hist. Nat. Paris, I, 246, pl. xvi, figs. 1-1a.

*Material* : One male measuring 31 mm. in maximum carapace width.

*Locality* : ST. BRANDON.

**Platypodia anaglypta** (Heller)

1861. *Atergatis anaglyptus* Heller, Sitzungsab. d. k. Akad. d. W. Math. Naturw., Cl. xliii, bd. I, Abth. 312, pl. I, figs. 11, 12, Red Sea.  
1932. *Platypodia anaglypta* Ward, Australian Zoologist, vii, 111, (Sept. 15), 242, Queensland.

*Material* : Three males 16. 20 mm. in maximum carapace width.

*Locality* : CHAGOS ARCHIPELAGO, Salomon.

Genus **Leptodius** A. M.-Edwards

1863. *Leptodius* A. M.-Edw., Ann. Sci. Nat. (4), xx, 284.  
1939. *Leptodius* Ward, American Museum Novitates, 1049, (Nov. 22), 7.  
Logotype specified by Rathbun, 1930 : *Leptodius exaratus* (H. M.-Edwards). Type locality : Coasts of India.

**Leptodius sanguineus** (H. M.-Edwards)

1834. *Chlorodius sanguineus* H. M.-Edw., Hist. Nat. Crust., I, 402, Mauritius.  
1868. *Leptodius sanguineus* A. M.-Edw., Nouv. Arch. Mus. Hist. Nat. Paris, IV, 71.

*Material* : One male 38 mm., three males 8, 11, 15 mm. in maximum carapace width.

*Locality* : ST. BRANDON. MAURITIUS, Mahébourg.

**Leptodius cavipes** (Dana)

1852. *Chlorodius cavipes* Dana, U. S. Explor. Exped., Crust. I, 212, pl. 12, figs. 1a-1b.  
1911. *Leptodius cavipes* Rathbun, Trans. Linn. Soc. London, (2), Zool. xiv, 2, (July), 216, pl. xviii, fig. 10.

Dana did not know the locality from which his material was taken, but it must have been outside the region we are concerned with in this report, therefore an examination of series from the Eastern Pacific is necessary before final designation of the Diego Garcia material is possible.

*Material* : One female measuring 14 mm. in maximum carapace width.

*Locality* : CHAGOS, Diego Garcia.

Genus **Etisodes** Dana

1852. *Etisodes* Dana, U. S. Explor. Exped. Crust. I, 187.  
1934. *Etisodes* Ward, Bull. Raffles Mus. ix, (Dec.), 15.  
Logotype : *E. frontalis* Dana. Type locality : Sooloo Sea.

**Etisodes electra** (Herbst)

1801. *Cancer electra* Herbst, Krabben u. Krebse, III, ii, 34 & 36, pl. li, fig. 6, and pl. liv, fig. 3.

1932. *Etisodes electra* Ward, Australian Zoologist, vii, iii, (15 Sept.), 245.

*Material* : Four males 7, 8, 9, 12 mm., and two females 13 mm. maximum carapace width.

*Locality* : MAURITIUS, Mahébourg.

**Etisodes armatus** sp. nov.

Pl. v, fig. vi.

Carapace broader than long, flat posteriorly, convex anteriorly, regions defined by narrow sulci ; the surface irregularly punctate and uneven, especially towards the anterolateral margins. The anterolateral margins are strongly curved and armed with five broad teeth, including the external orbital angle ; there are small spines between the large teeth. The fronto-orbital region is equal to more than one-third the greatest breadth of the carapace. The front is declivous and divided into two by a shallow median incision, the lateral angles are directed downward and extend beneath the supra-orbital angles to the orbital hiatus. The orbits are large and there are traces of two fissures in the upper margins, there is a third more clearly defined fissure just below the outer angle. The sub-orbital regions are a little rugose, the pterygostomial and epimeral walls are finely granulated. The external maxillipeds are punctate and bare.

The chelae are short and thick, the merus does not extend beyond the carapace ; the outer surface of the carpus is punctate and granular. The manus is compressed and the outer surface has oblique lines of granules which tend to form imbrications. The fingers are short and thick and armed with short thick teeth.

The ambulatory legs are hairy and the distal articles are spinate upon the anterior margins.

This species is allied to *Leptodius waialuanus* Rathbun from Hawaii, but is readily distinguished by the condition of the anterolateral margin of the carapace and the armature of the fingers.

*Material* : One female measuring 11 mm. in maximum carapace width.

*Locality* : CHAGOS, Diego Garcia.

**Genus Xanthias** Rathbun

1897. *Xanthias* Rathbun, Proc. Biol. Soc. Washington II, 165, and 1930, Bull. 152, U. S. Nat. Mus. Washington, 464.

Type : *Xanthias lamarekii* (H. M.-Edwards).

Type locality : Mauritius.

**Xanthias punctatus** (H. M.-Edw.)

1834. *Xantho punctatus* H. M.-Edw., Hist Nat. Crust. I, 396, Mauritius.

This is another species which has been credited with a tremendous range in the Indo-Pacific, but recently, 1939, I found it necessary to place the Central Pacific form in a distinct sub-species and stated that the Chagos material should be considered as typical *X. punctatus* (H.M.-Edw.). This opinion may be modified upon the examination of specimens from Mauritius.

*Material* : One male and one female 18, 23 mm. in maximum carapace width.

*Locality* : CHAGOS, Salomon.

**Genus Neoxanthias** Ward

1932. *Neoxanthias* Ward, Australian Zoologist vii, iii, (15 Sept.), 249.

Orthotype : *Neoxanthias impressus* (Lamarck).

Type locality : Mauritius.

**Neoxanthias impressus** (Lamarck)

1818. *Cancer impressus* Lamarck, Hist. Nat. Anim. s. Vert. v, 272, Isle de France.

1834. *Xantho impressus* H. M.-Edw., Hist. Nat. Crust. I, 393, Isle de France.

I have compared the mature female before me with a similar female from the Great Barrier Reef and find that the Australian species should have a name. I suggest *Neoxanthias australiensis*.

The species may be differentiated by the following characters :

The inter-regional sulci are deeper and narrower in *impressus*. The form of the abdomen is different. The frontal lobes are more produced in *impressus*. The manus of the cheliped is longer and more slender in *impressus*. The first tooth on the anterolateral margin of the carapace is more produced in *impressus*.

*Material* : One female measuring 62 mm. in maximum carapace width.

*Locality* : ST. BRANDON.

**Genus Juxtaxanthias** gen. nov.

Orthotype : *Xantho livida* Lamarck.

*Juxtaxanthias* differs from *Xantho*, type *X. florida* Leach, Coast of Britain, in the following characters :

1. The proportions of the carapace. The fronto-orbital margin is wider in *Juxtaxanthias*. The general outline of *Juxtaxanthias* approaches *Xanthias* rather than *Xantho*.
2. The formation of the antennular fossae. The outer angles are almost visible from a dorsal view in *Juxtaxanthias*.
3. The orbits are large and more upwardly directed in *Juxtaxanthias*.

*Juxtaxanthias* differs from *Xanthias*, type *X. lamarcki* (H. M.-Edw.), Mauritius, in the following characters :

1. The first tooth of the anterolateral margin of the carapace is produced beyond the outer orbital angle.
2. The orbits have a greater dorsal inclination in *Juxtaxanthias*.
3. *Juxtaxanthias* achieves a much greater size than *Xanthias* before reaching sexual maturity.

***Juxtaxanthias livida* (Lamarck)**

Pl. v, fig. VII.

1818. *Xantho livida* Lamarck, Hist. Nat. Anim. s. Vert. X, 272, Mauritius.

1834. *Xantho livida* H. M.-Edw., Hist. Nat. Crust. I, 393, Mauritius.

I have material of *Juxtaxanthias tetraodon* (Heller) from Mangareva and find that it can be readily distinguished from *J. livida* in the following characters :

1. All the teeth of the anterolateral margins of the carapace are capped by blunt spines in *tetraodon*.
2. The frontal lobes are not as declivous in *tetraodon*.
3. The first tooth on the anterolateral margin of the carapace is produced to a level with the frontal teeth in *tetraodon*.

*Material* : Two females measuring 32 and 35 mm. in maximum carapace width.

*Locality* : CHAGOS, Diego Garcia.

Genus ***Macromedaeus*** gen. nov.

Orthotype : *Macromedaeus punctatus* sp. nov.

*Macromedaeus* differs from *Medaeus* in the following characters :

1. The fronto-orbital region is narrow and the carapace is wider in *Macromedaeus*.
2. The ambulatory legs are free of spines in *Macromedaeus*.

I have material of *Xantho nudipes* A. M.-Edwards from Rarotonga and I consider that it should be included in *Macromedaeus*.

***Macromedaeus punctatus*** sp. nov.

Pl. v, fig. VIII.

*Macromedaeus punctatus* is allied to *Macromedaeus nudipes* (A. M.-Edw.), New Caledonia, but may be differentiated by the following characters :

1. The carapace is less transverse in *punctatus*.

2. The inter-regional sulci are deeper and more sharply defined in *nudipes*.
3. The carapace is more convex longitudinally in *punctatus*.

*Material* : One male and one female measuring 28 and 25 mm. in maximum carapace width.

*Locality* : CHAGOS, Diego Garcia.

#### Genus *Medaeus* Dana

1851. *Medaeus* Dana, Amer. Journ. Sci., (2), xii, 125, and 1852, U. S. Explor. Exped. Crust., I. Haplotype : *Medaeus ornatus* Dana.  
Type locality : Hawaii.

#### *Medaeus simplex* A. M.-Edwards

1873. *Medaeus simplex* A. M.-Edw., Journ. Mus. Godefroy, iv, 79, Madagascar and Upolu.

The identification of this species is doubtful as I have no material from Samoa or Madagascar for comparison.

*Material* : One male measuring 11 mm. in maximum carapace width

*Locality* : CHAGOS, Diego Garcia.

#### Genus *Lioxantho* Alcock

1898. *Lioxantho* Alcock, Journ. Asiat. Soc. Bengal, LXVII, 11, 1, 90.

1934. *Lioxantho* Ward, Bull. Raffles Mus., Singapore, ix, (Dec.).

Logotype : *L. tumidus* Alcock. Type locality : Andaman Islands.

In 1934\* I recorded *Lioxantho subacutus* (Stimpson) and *Lioxantho laevidorsalis* (Miers). The former was recorded with hesitation on account of the uncertain accuracy of the Challenger figures and also because I had not had material from the type locality, Philippines. Since then, however, I have had series from the gulf of Davao, Mindanao and been able to compare this material with *L. subacutus* (Stimpson) and have no hesitation in maintaining the two species as separate entities.

#### *Lioxantho subacutus* (Stimpson)

1858. *Liomera subacuta* Stimpson, Proc. Acad. Nat. Sci. Philad., 32 (29), and Smithsonian, Miscell. Coll., xlix, 1907, 39, pl. v, fig. 1, Loo Choo.

1934. *Lioxantho subacutus* Ward, Bull. Raffles Museum, Singapore, ix, (Dec.) 13, pl. II, figs. 1, 1a, Christmas Island, Indian Ocean.

1938. *Lachnopus subacutus* Balss, K. Vet. O. Vitterh. Samh. Hand. (B) Bd. 5, no 7, p. 36.

---

\*Bull. Raffles Museum, Singapore, ix, (December), 12.

When more material is available from other parts of the Pacific we may have to erect separate species, but I hesitate to do so upon the material at my disposal at present.

*Material* : Two males 21, 22 mm., maximum carapace width.

*Locality* : CHAGOS, Diego Garcia.

Genus **Euxanthus** Dana

1851. *Euxanthus* Dana, Silimans, Amer. Journ. Sci. Art, (2) xii, 125, and 1852. Proc. Acad. Nat. Sci. Philad., 75, and U. S. Explor. Exped., Crust., I, 183. Type : *E. sculptilis* Dana. Type locality : Fiji.

**Euxanthus rugosus** Miers

1884. *Euxanthus exsculptus* var. *rugosus* Miers, Zool. Alert, Crust. II, 527 Darros Island.

1911. *Euxanthus rugosus* Rathbun, Trans. Linn. Soc. London, (2), Zool. xiv, 2, (July), 215, Chagos Archipelago.

*Material* : Two females 30, 36 mm. in maximum carapace width.

*Locality* : CHAGOS ARCHIPELAGO, Salomon.

Genus **Ozius** H. Milne-Edwards

1834. *Ozius* H. M.-Edw., Hist. Nat. Crust. I, 404. Logotype : *Ozius tuberosus* H. M.-Edw., specified by Desmarest in Chenu, Encyc. Hist. Nat., 1858, 17. Type locality : Indian Ocean.

**Ozius rugulosus mauritiensis** subsp. nov.

Pl. v, fig. ix.

*Ozius mauritiensis* differs from *O. rugulosus* Stimpson in the following characters :

1. The carapace is more convex in *rugulosus*.
2. The rugosities on the chelae and carapace are more developed in *rugulosus*.
3. The median lobes of the front are more produced in *mauritiensis*.

*Material* : One male 10 mm. in maximum carapace width.

*Locality* : MAURITIUS, Port-Louis.

**Ozius guttatus garciaensis** subsp. nov.

Pl. vi, fig. i.

*Ozius garciaensis* differs from *O. guttatus* A. M.-Edw., East Australia, in the following characters :

1. The teeth of the front are more produced in *guttatus*.

2. The suborbital margin is more sharply curved in *guttatus*.
3. The last segment of the male abdomen is longer and narrower in *guttatus*.

*Material* : Two males measuring 24, 27 mm. in maximum carapace length.

*Locality* : CHAGOS, Diego Garcia.

Genus **Pseudozius** Dana

1851. *Pseudozius* Dana, Silimans, Amer. Journ. Sci. & Art, (2) xii, 27, and 1852 U. S. Explor. Exped., Crust. I, 232.  
1932. *Pseudozius* Ward, Australian Zoologist, vii, iii, (15 Sept.), 251.  
    *Logotype* : *Pseudozius caystrus* Ad. & White.  
    *Type locality* : Maria Orientalia.

**Pseudozius caystrus** Adams & White

1849. *Panopeus caystrus* Ad. & Wh., Zool. Voy. Samarang, Crust. II, 42, pl ix, f. 2.  
1934. *Pseudozius caystrus* Ward, Bull. Raff. Museum, ix, (Dec.), 23.  
1937. *Pseudozius caystrus* Balss, K. V. et O. Vitterh. Samh. Handl. (B) v, 7 (13 Dec.), 63.

This identification is tentative pending the examination of more material.

*Material* : One male measuring 20 mm. in maximum carapace width.

*Locality* : CHAGOS, Diego Garcia.

Genus **Platyozius** Borradaile

1903. *Platyozius* Borradaile, Fauna & Geog. Maldive & Laccadive Islands, I, Marine Crustaceans, iii, 243.  
    *Haplotype* : *Platyozius laevis* Borradaile. *Type locality* : Sava Diva Atoll. Dredged in 20 fathoms.

**Platyozius laevis** Borradaile

1903. *Platyozius laevis* Borradaile, Fauna & Geog. Mald. & Lacca., Marine Crust., iii, 243, text-fig. 45.  
*Material* : One female measuring 12 mm. in maximum carapace width.  
*Locality* : CHAGOS, Diego Garcia.

Genus **Lydia** Gistel

1848. *Lydia* Gistel, Naturg. Thierreichs, 9.  
1939. *Lydia* Ward, American Museum Novitates, 1049, (Nov. 22), 7.  
    *Haplotype* : *Lydia annulipes* (H. M.-Edw.).  
    *Type locality* : Unknown. Indian Ocean, *file* Ward, 1939.



**Lydia annulipes** (H. M.-Edw.)

1834. *Ruppellia annulipes* H. M.-Edw., Hist. Nat. Crust., I, 422.

In 1939 I recorded the presence of two distinct species in the Indo-Pacific region using H. M.-Edwards' name for the species inhabiting the Indian Ocean and erecting a new species for the Central Pacific form, *Lydia danae* Ward.

*Material* : One female measuring 31 mm. in maximum carapace width.

*Locality* : CHAGOS ARCHIPELAGO, Salomon.

Genus **Pilumnopeus** A. M.-Edwards

1863. *Pilumnopeus* A. M.-Edw., Ann. Sci. Nat. Zool., (4) xx, 289, and 1867, Ann. Soc. entom., (4) vii, 278.

1933. *Pilumnopeus* Balss, Capita Zoologica, iv, 3, 33.

Logotype : *Pilumnopeus serratifrons* Kinahan.

Type locality : Port Phillip, Victoria, Australia.

**Pilumnopeus salomonensis** sp. nov.

Pl. vi, fig. II.

*P. salomonensis* differs from *P. serratifrons* in the following characters :

1. The surface of the carapace is not granulated in *salomonensis*.
2. The cleft between the frontal lobes is wider and shallower in *salomonensis*.
3. The male abdomen is broader in *salomonensis*.
4. The orbital hiatus is much narrower in *salomonensis*.

*P. salomonensis* is allied to *P. africanus* de Man, Angola, but differs in the following characters :

1. The external orbital angle is completely fused with the first tooth of the anterolateral margin in *salomonensis*.
2. The rest of the teeth on the margin of the carapace are closer together in *salomonensis*.
3. The front is broader in *salomonensis*.
4. The fingers of the larger chelae are longer and more slender in *salomonensis*.

*Material* : Three males 14, 16, 18 mm. maximum carapace width.

*Locality* : CHAGOS ARCHIPELAGO, Salomon.

Genus **Xanthias** Rathbun

1897. *Xanthias* Rathbun (part), Proc. Biol. Soc. Washington, II, 165.

1930. *Xanthias* Rathbun, Bull. 152, U. S. Nat. Mus. Wash., 464.

Type : *Xanthias lamarecki* (H. M.-Edw.). Type locality : Mauritius.

**Xanthias latifrons** (de Man)

1888. *Panopeus latifrons* de Man, Arch. Naturg., Bd., 53, 265, pl. ix, f. 4.  
1939. *Xanthias latifrons* Sakai, Studies on the Crabs of Japan, Tokyo  
(Feb. 11), 468, text-fig. 32.

This identification is tentative pending the examination of more Indo-Pacific material.

*Material* : Two males 14, 15 mm. in maximum carapace width.

*Locality* : CHAGOS ARCHIPELAGO, Salomon and Diego Garcia.

Genus **Chlorodopsis** A. M.-Edwards

1873. *Chlorodopsis* A. M.-Edw., Nouv. Arch. Mus. Hist. Nat. Paris, ix, 227.  
1939. *Chlorodopsis* Ward, American Museum Novitates, 1049, (Nov.22), 10.  
Logotype : *Chlorodopsis melanochirus* A. M.-Edw.  
Type locality : New Caledonia.

**Chlorodopsis areolatus brandonensis** subsp. nov.

Pl. vi, fig. III.

The type locality of *Chlorodopsis areolatus* H. M.-Edwards is Australia and I have compared this material with typical specimens and find that *brandonensis* differs in the following characters :

1. The formation of the movable finger of the major cheliped : Armed with three subequal teeth in *areolatus*, only two in *brandonensis*.
2. The median cleft of the front is narrower in *brandonensis*.

*Material* : One male measuring 20 mm. in maximum carapace width.

*Locality* : ST. BRANDON.

Genus **Chlorodiella** Rathbun

1897. *Chlorodiella* Rathbun, Proc. Biol. Soc. Washington, II, 157.  
1930. *Chlorodiella* Rathbun, Bull. 52, U. S. Nat. Mus. Washington, 462.  
Type : *C. niger* (Forksäl). Type locality : Red Sea.

**Chlorodiella barbata** (Borradaile)

1900. *Chlorodius barbatus* Borradaile, Proc. Zool. Soc. London, 587, pl. xli, f. 4.  
*Material* : Four males 6-8 mm. in maximum carapace width.  
*Locality* : CHAGOS ARCHIPELAGO, Salomon.

Genus **Phymodius** A. M.-Edwards

1863. *Phymodius* A. M.-Edw., Ann. Sci. Nat., (4) xx, 283.  
Type : *Phymodius unguatus* (H. M.-Edwards).  
Type locality : Australasia.

**Phymodius granulatus** (Targioni-Tozzetti)

1877. *Pilo lius granulatus* Targ.-Tozzetti, R. Ist di Studi super. Firenze. Crost. Magenta, 50, pl. iv, figs. 14, 16, 18.

1934. *Phymodius granulatus* Gordon, Mem. Mus. Roy. Hist. Nat. Belgique, III, 15, 41.

*Material* : One male 19 mm. and two females 19 mm. in maximum carapace width.

*Locality* : CHAGOS ARCHIPELAGO, Salomon.

Genus **Etisus** H. M.-Edwards

1834. *Etisus* H. M.-Edw., Hist. Nat. Crust., I, 410.

1934. *Etisus* Ward, Bull. Raffles Mus., ix, (December) 15, 16.

**Etisus dentatus** Herbst

1785. *Cancer dentatus* Herbst, Krabben u. Krebse, I, ii, 186, pl. vi, f. 66.

1898. *Etisus dentatus* Alcock, Journ. Asiat. Soc. Bengal, lxix, 129.

*Material* : One female 95 mm. in maximum carapace width.

*Locality* : CHAGOS ARCHIPELAGO, Salomon.

**Etisus laevimanus** Randall

1839. *Etisus laevimanus* Randall, Journ. Acad. Nat. Sci. Philad., 115.

1932. *Etisus laevimanus* Ward, Australian Zoologist, vii, iii, (15 Sept.), 245.

*Material* : One male 36 mm., one female 33 mm. in maximum carapace width.

*Locality* : CHAGOS, Diego Garcia.

Genus **Eriphia** Latreille

1817. *Eriphia* Latreille, Nouv. Dict. Hist. Nat., 404.

Logotype : *Eriphia spinifrons* Latreille, 1817 = *Cancer spinifrons* Herbst, 1785. Specified by Rathbun, 1930, Bull. 152, U. S. Nat. Mus. Wash., 545.

Type locality : *Mediterranea*.

**Eriphia sebana laevimana** H. M.-Edw.

1834. *Eriphia laevimana* H. M.-Edw., Hist. Nat. Crust., I, 427.

1829-1843. *Eriphia laevimana* Guérin, Icon. Règ. Animal Crust., 6, pl. 3, fig. 1, Mauritius.

The material in my private collection shows that there are several sub-species within the Indo-Pacific region and in 1939\* I remarked that *Eriphia sebana* (Shaw) is from Singapore and Malaysia; *Eriphia sebana laevimana* Latreille from Mauritius; *Eriphia sebana trapeziformis* Hess from Fiji; and I named the Hawaiian form *Eriphia sebana hawaiiensis*.

*Material* : One male 51 mm. in maximum carapace length.

*Locality* : MAURITIUS, Port Louis.

***Eriphia scabricula garciaensis* subsp. nov.**

Pl. VI, fig. IV.

*Eriphia garciaensis* is related to *Eriphia scabricula* Dana, Fiji, and I have compared material from the type locality. The sub-species may be distinguished by the following characters :

1. The last segment of the male abdomen is shorter and broader in *garciaensis*.
2. The fingers of the great chelae are longer and thinner in *garciaensis*.
3. The lobes of the front are shorter and form less of a covering for the antennules in *scabricula*.
4. The wrist of the larger cheliped is more granulated in *scabricula*.

*Material* : One male 16 mm. in maximum carapace width.

*Locality* : CHAGOS, Diego Garcia.

**Genus *Trapezia* Latreille**

1825. *Trapezia* Latreille, Encyc. Méthod., x, 695.

1939. *Trapezia* Ward, American Museum Novitates, 1049, (Nov. 22), 12.

Logotype : *T. cymodoce* (Herbst), 1801, specified by Rathbun 1930, Bull. 152, U. S. Nat. Mus. Wash., 556. Type locality : East Indies.

***Trapezia rufopunctata* (Herbst)**

1799. *Cancer rufopunctata* Herbst, Krabben u. Krebse III, 1, 54, pl. xlvii, f. 6.

1906. *Trapezia rufopunctata* Rathbun, Bull. U. S. Fish Comm., (1903), pl. xi, fig. 5. Photo of Herbst's type only.

I have compared the Chagos material with the photo of Herbst's type quoted above. In 1939 I expressed the opinion that the species of *Trapezia* are confined to definite regions of the Indo-Pacific and I would like to add that *T. rufopunctata* Herbst is probably confined to the Indian Ocean. Consequently I am considering the Chagos material as typical *T. rufopunctata*.

*Material* : One male 20 mm., one female 23 mm. in maximum carapace width.

*Locality* : CHAGOS ARCHIPELAGO, Salomon.

---

\*American Museum Novitates, 1049, (Nov. 22), 11.

**Trapezia subinteger** (Macleay)

1838. *Grapsillus subinteger* Macleay, Illus. Annulosa, South Africa, 67.

The type of *Trapezia subinteger* Macleay is present in the Macleay Museum, University of Sydney, and I wish to express my thanks to Dr. Keith Salter, the Curator, for the opportunity of comparing the Chagos material with the type.

*Material* : Two males 13, 16 mm., one female 13 mm. maximum carapace width.

*Locality* : CHAGOS ARCHIPELAGO, Salomon.

Genus **Cymo** de Haan

1833. *Cymo* de Haan, Crust. in Siebold, Fauna Japonica, 5, 22.

Type : *Cymo andreossi* (Audouin) 1825. Type locality : Egypt.

**Cymo quadrilobatus** Miers

1884. *Cymo andreossi* var. *quadrilobatus* Miers, Zool. Alert, Crust., 533.

This is another species which requires further study with more extensive collections, especially from the Red Sea.

*Material* : One female 13 mm. in maximum carapace width.

*Locality* : CHAGOS ARCHIPELAGO, Salomon.

Genus **Pilumnus** Leach

1815. *Pilumnus* Leach, Trans. Linn. Soc. London, II, 309, 321.

Type : *P. hirtellus* Leach. Type locality : Europe.

**Pilumnus braueri** Balss

1933. *Pilumnus braueri* Balss, Capita Zoologica, iv, 3, 19, pl. 11, fig. 12, pl. iii, fig. 13, Mahé, Seychelles.

*Material* : One male 8 mm. in maximum carapace width.

*Locality* : ST. BRANDON.

Genus **Pseudolithochira** gen. nov.

Carapace broader than long, almost flat, regions not defined. Anterolateral margins entire or with rudimentary teeth. Front less than half the width of the carapace, abruptly declivous. Antennae standing in the orbital hiatus. Chelae equal in size.

Small crabs having a superficial resemblance to *Pilumnus* Leach through the hairy coat which covers them and to *Litochira* Kinahan through the shape of the carapace. The species of *Pseudolithochira* are denizens of tropical coral reefs where they are found hidden in sand under blocks of coral.

*Pseudolithochira* differs from *Litochira* Kinahan in the following characters (compared with *L. bispinosa* K. from Port Phillip, Victoria) :

1. The carapace is flat and broader than long in *Pseudolithochira*.
2. The whole crab is smooth and polished in *Litochira* whereas it is clothed with a dense coat of long hairs in *Pseudolithochira*.
3. The front is quite different in formation being truncate and entire in *Litochira*, declivous and divided into two broad lobes in *Pseudolithochira*.
4. The contour of the carapace is different. In *Litochira* it is almost square and the anterolateral margins are very short, in *Pseudolithochira* the carapace is more transverse in outline and the anterolateral margins are well developed.

*Pseudolithochira* differs from *Heteropilumnus* de Man in the following characters (compared with *Heteropilumnus stormi* de Man, Port Moresby, Papua) :

1. The front is broader in *Pseudolithochira*.
2. The anterolateral margin has well developed teeth in *Heteropilumnus*.
3. The whole crab is covered with fine short hair giving it a velvety appearance in *Heteropilumnus*.
4. The dorsal surface of the carapace is without indication of regions in *Pseudolithochira*.

***Pseudolithochira integra* (Miers)**

Pl. vi, fig. v.

1884. *Carcinoplax integer* Miers, Zool. Alert, Crust., 543, pl. xlvi, fig. C, Seychelles.

**Material** : Two females 11, 15 mm. in maximum carapace width.

**Locality** : CHAGOS ARCHIPELAGO, Salomon.

**Genus *Viaderiana* gen. nov.**

This name is proposed for a group of small *Pilumnus* — like crabs which inhabit tropical coral reefs. There is also a superficial resemblance to *Litochira* Kinahan, a denizen of Bass Strait and South Australia, but the genera may be distinguished by the following characters :

1. *Viaderiana* is clothed with long flexible hairs. *Litochira* is smooth and bare.
2. The front in *Litochira* is straight and entire, in *Viaderiana* there are two well developed lobes.

3. The antennae are of much greater length in *Viaderiana*.
4. The ambulatory legs are longer and more slender in *Viaderiana*.

Genotype : *Viaderiana typica* sp. nov.

Type locality : Mauritius, Mahébourg.

***Viaderiana typica* sp. nov.**

Pl. VI, fig. VI.

Carapace as broad as long, moderately convex in both directions. The grooves which outline the gastric regions are faintly developed. The groove which extends back from the median notch of the front is strongly marked. There is a broad groove on each side of the front. The surface of the carapace is smooth and covered with flexible hairs. The front is composed of two broad rounded lobes strongly deflexed. The anterolateral margins are short, arched and tridentate. The first tooth forms the external orbital angle, the second is the largest and the third small, and there is a vestigial tooth further back along the margin.

The orbits are large and filled by the eyes. The antennae are placed in the orbital hiatus, and the flagella are long and slender. The antennules are large and folded transversely. The external maxillipeds are smooth. The epistome is smooth and bare.

The chelipeds are subequal in size, the hands granulated and clothed with long hairs.

The ambulatory legs are long, slender and compressed, fringed with long hairs.

**Material** : Holotype male measuring 11 mm. in maximum carapace width.

**Locality** : MAURITIUS, Mahébourg.

*Viaderiana typica* is related to *Litochira quadrispinosa* Zehntner, Ambouina. *Viaderiana typica* differs from *L. quadrispinosa* Z. in the following characters :

1. The major cheliped in *L. quadrispinosa* is smooth on the outer lower half.
2. The fingers of the chelae are strongly toothed in *V. typica*.
3. There is one large spine on the upper margin of the merus of the ambulatory leg in *V. typica*, two in *L. quadrispinosa*.
4. The carapace is more transverse in *L. quadrispinosa*.

Genus **Daira** de Haan

1833. *Daira* de Haan, Crust. in Siebold, Fauna Japonica, 4, 18.

1930. *Daira* Rathbun, Bull. 152, U. S. Nat. Mus., 268.

1937. *Daira* Ward, American Museum Novitates, 1049, (Nov. 22), 11.

Haplotype : *Cancer (Daira) perlatus* de Haan, 1833.

= *Cancer perlatus* Herbst, 1790 = *Cancer daira* Herbst, 1801.

Type locality : Unknown (*vide* Herbst).

**Daira perlata** (Herbst)

1790. *Cancer perlatus* Herbst, Krabben u. Krebse, Q, I, 256, pl. xxi, fig. 122.  
1939. *Daira perlata* Sakai, Studies on the Crabs of Japan, Tokyo, iv, (Feb. 11), 457, pl. lxxxix, fig. 5.

This species is credited with a range extending throughout the Indo-Pacific region and owing to the small amount of material at my disposal, I have followed Sakai in the determination of the species.

*Material* : One male 29 mm. in maximum carapace width.

*Locality* : ST. BRANDON.

Family **OCYPODIDAE** Ortmann

Subfamily *Ocypodinae* Dana

Genus **Ocypoda** Fabricius

1798. *Ocypoda* Fabricius, Entom. Syst. Suppl., 347.  
1939. *Ocypoda* Sakai, studies on the Crabs of Japan, Tokyo, iv, 612.

Type : *Ocypoda ceratophthalma* Pallas, 1772.

Type locality : Pallas' work is not available to me so I cannot give precise data on his type locality of this species.

**Ocypoda ceratophthalma** (Pallas)

1772. *Cancer ceratophthalmus* Pallas, Spicilegia Zool., ix, 63, pl. v, fig. 17  
(*vide* Sakai).  
1939. *Ocypoda ceratophthalma* Sakai, Studies on the Crabs of Japan, Tokyo, iv, (Feb. 11), 614, pl. civ, fig. 5.

The material before me is placed tentatively in this species.

*Material* : One male 41 mm. in maximum carapace width.

*Locality* : CHAGOS, Diego Garcia.

**Ocypoda cordimana** Desmarest

1825. *Ocypoda cordimana* Desmarest, Consid. Gén. Crust., 121.  
1939. *Ocypoda cordimana* Sakai, Studies on the Crabs of Japan, Tokyo, iv, (Feb. 11), 613, pl. civ, fig. 1.

The material before me is placed tentatively in this species.

*Material* : One male 36 mm. in maximum carapace width.

*Locality* : CHAGOS, Diego Garcia.



Genus *Uca* Leach

1814. *Uca* Leach, Edin. Encyc., vii, 430.

1918. *Uca* Rathbun, Bull. 97, U. S. Nat. Mus. Washington, (Jan. 25), 374.

Orthotype : *Uca una* Leach, 1814 = *Uca heterochelos* (Lamarck),  
1801. Type locality : Brazil.

*Uca tetragona* (Herbst)

1790. *Cancer tetragonon* Herbst, Krabben u. Krebse, I, ii, 257, pl. xx,  
figs. 110, 111. Locality unknown.

I have a photo of the type in the Berlin Museum and I consider the  
Mauritius species to be typical *tetragona*.

*Material* : Fifteen males 15-32 mm., and seven females 16-22 mm. in maximum  
carapace width.

*Locality* : MAURITIUS, Grand Gaube.

*Uca chlorophthalma* (H. M.-Edwards)

1837. *Gelasimus chlorophthalmus* H. M.-Edw., Hist. Nat. Crust., II, 54,  
Mauritius.

1829-1843. *Gelasimus chlorophthalmus* Guérin, Iconogr. Crust., pl. iv, fig. 3.

1854. *Gelasimus chlorophthalmus* H. M.-Edw., Ann. Sci. Nat., XVIII, 114, pl.  
iv, fig. 19.

*Material* : One male 13 mm. in maximum carapace width

*Locality* : MAURITIUS, Port-Louis.

Family GRAPSIDAE

Subfamily *Grapsinae*

Genus *Grapsus* Lamarck

1801. *Grapsus* Lamarck, Syst. Anim. sans Vert., 150.

Logotype specified by Rathbun, Bull. 97, U. S. Nat. Mus. Washing-  
ton, 1918, 226 = *Grapsus grapsus* (Linn.) = *G. pictus* Latreille.

*Grapsus tenuicrustatus* (Herbst)

1783. *Cancer tenuicrustatus* Herbst, Krabben u. Krebse, I, 2-5, 113, pl. 3, f. 3.

1939. *Grapsus grapsus tenuicrustatus* Sakai, Studies on the Crabs of Japan,  
Tokyo, (Feb. 11), 6-9, pl. cvi, fig. 4.

*Material* : One female 48 mm. in maximum carapace width.

*Locality* : CHAGOS ARCHIPELAGO, Salomon.

Genus **Metopograpsus** H. M.-Edwards

1854. *Metopograpsus* H. M.-Edw., Ann. Sci. Nat., (3), Zool. xxi, 130.

Logotype by present designation : *Metopograpsus messor* (Forsk.).

Type locality : Red Sea.

**Metopograpsus messor** Forsk.

1775. *Cancer messor* Forsk., Descr. Anim. Itin. Orient., 88, Suez.

1854. *Metopograpsus messor* H. M.-Edwards, Ann. Sci. Nat. (3), Zool. xx, 131.

The specimen before me is referred with some hesitation to this species as it is of small size and is without chelae.

*Material* : One female 13 mm. in maximum carapace length.

*Locality* : MAURITIUS, Black River.

Genus **Geograpsus** Stimpson

1858. *Geograpsus* Stimpson, Proc. Acad. Nat. Sci. Philadelphia, x, 101.

1918. *Geograpsus* Rathbun, Bull. 97, U. S. Nat. Mus. Washington, 231.

Logotype specified by Rathbun, 1918 : *Geograpsus lividus*  
(H. M.-Edwards). Type locality : Martinique.

*G. antelmei* sp. nov.

Plate VI, fig. VII.

Carapace broader than long, flat in the median region, declivous anteriorly. The entire surface is crossed by transverse ridges which impart a striated appearance to the carapace, the epigastric lobes are well marked. The hepatic regions are depressed. The anterolateral margins are divergent posteriorly, the margin is defined by a raised thin ridge.

The front is equal to one-third of the width of the carapace and steeply declined, the margin entire.

The orbital margins are entire, the lateral angles bluntly pointed. The suborbital margin is granulated and there is a narrow incision below the outer angle. The subhepatic and pterygostomial regions are striated like the dorsum of the carapace.

The chelipeds are equal in the adult males. The merus is strongly striated, and the anterior margin armed with five or six blunt spines. The carpus is coarsely granulated and striated on the dorsal surface, the inner angle produced into a thick blunt spine; the manus is slightly compressed, the dorsal surface with large granules which become smaller and more scattered on the outer surface, proximally they form striae and these striae are also found upon the lower surface. The mobile fingers are smooth except for a few granules on the dorsal surface proximally. The ambulatory legs are robust, the meri are strongly striated. The propodites are as long as the carpodites, measured along the dorsal margin, the dactyli are longer than the propodites.

*G. antelmei* is allied to *G. crinipes* Dana, but can be differentiated in the following characters :

1. The front is differently shaped.
2. The merus of the external maxilliped is long and more slender in *G. antelmei*.
3. The spine on the wrist is greater in *G. antelmei*.
4. The margins of the propodites of the fifth leg are more convergent in *G. crinipes*.
5. The concavity between the bases of the chelae is greater in *G. crinipes*.

**Material :** Two males, 60 and 61 mm. and one female 59 mm. maximum carapace width.

**Locality :** CHAGOS ARCHIPELAGO, Salomon.

**Geograpsus viaderi** sp. nov.

Pl. vi, fig. VIII.

*Geograpsus viaderi* differs from *antelmei* in the following characters :

1. The lateral margins of the carapace are convergent in *G. viaderi* instead of divergent as in *antelmei*.
2. The striae on the dorsal surface of the carapace are confined to the branchial regions in *viaderi*.
3. The dactyli of the ambulatory legs are comparatively longer and thinner in *viaderi*.
4. The ambulatory legs are more slender in *viaderi*.
5. There is a double row of granules on the suborbital margin in *viaderi*.

**Material :** One male 50 mm. and two females 51, 52 mm., maximum carapace width.

**Locality :** CHAGOS ARCHIPELAGO, Salomon.

**Genus Planes** Leach

1825. *Planes* Bowdich, Excursions in Madeira and Porto Santo, pp. xi, 15, pl. xii, figs. 2a, 2b, (*vide* Rathbun).

1918. *Planes* Rathbun, Bull. 97, U. S. Nat. Mus. Washington, 253.

Haplotype : *P. minutus* (Linnaeus). Type locality : Madeira.

**Planes major** (Macleay)

838. *Nautilograpsus major* Macleay, Illus. Annulosa of S. Africa, 66.

The material upon which Macleay based his description is still extant in the Macleay Museum, University of Sydney.

**Material :** Two females 14, 17 mm. maximum carapace width.

**Locality :** MAURITIUS.

Subfamily *Varuninae*

Genus **Varuna** H. M.-Edwards

1830. *Varuna* H. M.-Edw., Dict. class. d'hist. Nat., xvi, 511.

Haplotype : *V. litterata* (Fabr.). Type locality : "Med. Orient."

**Varuna litterata** (Fabr.)

1798. *Cancer litteratus* Fabr. Ent. Syst. Suppl., 342.

1939. *Varuna litterata* Sakai, Studies on the Crabs of Japan, Tokyo, iv,  
(Feb. 11), 665, pl. lxxv, fig. 2, pl. cviii, fig. 1.

I have a photo of the type of this species from the Kiel Museum.

*Material* : One male 47 mm. in maximum carapace width.

*Locality* : MAURITIUS.

Subfamily *Sesarmae*

Genus **Metasesarma** H. M.-Edwards

1853. *Metasesarma* H. M.-Edw., Arch. Mus. Hist. Nat. Paris, vii, 158, pl. x, f. 1a

1854. *Metasesarma* H. M.-Edw., Ann. Sci. Nat., Zool., XX, 154.

Haplotype : *M. rousseauxi* H. M.-Edw. Type locality : Zanzibar.

**Metasesarma rousseauxi** H. M.-Edwards

1853. *Metasesarma rousseauxi* H. M.-Edw., Arch. Mus. Hist. Nat., Paris, vii,  
158, pl. x, figs. 1a-1c.

This identification is tentative pending the examination of material from the type locality of the species.

*Material* : One male 10 mm., three females 11, 12, 13 mm. in maximum carapace width.

*Locality* : CHAGOS, Diego Garcia.

Subfamily *Plagusinae*

Genus **Plagusia** Latreille

1806. *Plagusia* Latreille, Gen. Crust. I, 33.

Logotype specified by Latreille, 1810, Consid. gén. Crust., 422 :

*P. depressa* (Fab.). Type locality : Mediterranean Sea.

**Plagusia immaculata** Lamarek

1818. *Plagusia immaculata* Lamarek, Hist. Nat. Anim. sans Vert., v, 247.

1918. *Plagusia immaculata* Rathbun, Bull. 97, U. S. Mus., Washington, 335,  
pl. 103.

*Material* : Two males 15 mm. in maximum carapace width.

*Locality* : CHAGOS ARCHIPELAGO, Salomon.

**Plagusia tuberculata** Lamarck

1818. *Plagusia tuberculata* Lamarck, Hist. Nat. Anim. sans Vert., v, 247.

1939. *Plagusia depressa tuberculata* Sakai, Studies on the Crabs of Japan, Tokyo, iv, (Feb. 11), 702.

*Material* : One male 43 mm., maximum carapace width.

*Locality* : CHAGOS, Salomon.

Genus **Percnon** Gistel

1848. *Percnon* Gistel, Naturg. Thierreichs, 8.

1934. *Percnon* Ward, Bull. Raffles Mus., ix, (Dec.), 23.

Logotype : *Percnon planissimum* (Herbst). Type locality : East Indies.

**Percnon planissimum** (Herbst)

1804. *Cancer planissimum* Herbst, Krabben u. Krebse, III, iv, 3, pl. 59, f. 3.

I have a photo of the type from the Berlin Museum and find that the material before me agrees well. I have not quoted the most recent works as many modern workers combine species from various parts of the Indo-Pacific which may prove to be distinct.

*Material* : One female 17 mm. in maximum carapace width.

*Locality* : CHAGOS ARCHIPELAGO, Salomon.

Family **GECARCINIDAE**

Genus **Epigrapsus** Heller

1862. *Epigrapsus* Heller, Zool. bot. Ges. Wien, xii, 522.

1900. *Epigrapsus* Alcock, Journ. Asiat. Soc., Bengal, lxi, ii, 3, 443.

Haplotype : *Epigrapsus politus* Heller. Type locality : Nicobar Islands.

**Epigrapsus politus** Heller

1862. *Epigrapsus politus* Heller, Zool.-bot. Ges. Wien, xii, 522.

1900. *Epigrapsus politus* Alcock, Journ. Asiat. Soc. Bengal, lxi, ii, 3, 443.

*Material* : Three females 10-14 mm. in maximum carapace width.

*Locality* : CHAGOS ARCHIPELAGO, Salomon.

Genus **Cardisoma** Latreille

1825. *Cardisoma* Latreille, Encyc. Méth. Hist. Nat. Entom., I, 685.

Type : *Cardisoma guanhumi* Latreille. Type locality : Brazil.

**Cardisoma carnifex** (Herbst)

1794. *Cancer carnifex* Herbst, Krabben u. Krebse, II, v, 163, pl. 41, figs. 1, 2, East Indies.

*Material* : One female 67 mm. in maximum carapace width.

*Locality* : CHAGOS ARCHIPELAGO, Salomon.

INDEX

Orders, suborders, tribes and subtribes are in capitals : DECAPODA.  
 Superfamilies, families and subfamilies in small capitals : RANINIDAE.  
 Genera and subgenera in roman type with a capital initial letter : Notosceles.  
 Species, subspecies and varieties in roman type with a small initial letter :  
 gracillimanus.  
 Synonyms are in italics : *punctulatus*.

This index refers only to the material recorded in the present Bulletin from Mauritius and its Dependencies and does not include species from elsewhere quoted in the text, as genotypes, allied species, etc. Genera not adopted by the author are not indexed.

	PAGE		PAGE
ACANTHONYCHINAE ...	72	BRACHYGNATHA...	40, 71
Actaea ...	86	BRACHYRHYNCHA ...	41, 78
Actaeomorpha ...	68	BRACHYURA ...	40, 66
Actumnus ...	43	brandonensis ...	97
admete ...	80	braueri ...	100
aeneus ...	85		
Albunea ...	63	Calappa ...	68
<i>albunea</i> ...	63	calappa ...	69
anaglypta ...	89	CALAPPIDAE ...	68
Aniculus ...	65	CALAPPINAE ...	68
aniculus ...	65	calappoides ...	77
annulipes ...	96	Calcinus ...	65
ANOMURA ...	62	Callianassa ...	62
antelmei, Actumnus ...	43	Callichirus ...	62
antelmei, Geograpsus ...	105	Camposcia ...	71
areolatus ...	97	CAPHYRINAE ...	81
armatus ...	90	Cardisoma ...	108
Atergatopsis ...	86	CARIDEA ...	57
Aulacolambrus ...	77	carnifex ...	108
AXIIDAE ...	62	Carpilodes ...	83
Axiopsis ...	62	Carupa ...	78
		Carpilius ...	82
banareias ...	87	CATOPTRINAE ...	78
barbata, Chlorodiella ...	97	cavipes ...	89
barbata, Petrolisthes ...	63	caystrus ...	95
Betaeus ...	57	Cenobita ...	65
Birgus ...	66	ceratophthalma ...	103
boletaria ...	88	Chlorodiella ...	97
borradailei ...	62	chiragra ...	57

	PAGE		PAGE
Chlorodopsis	97	Elamene	70
chlorophthalma	104	electra	98
cinctimanus	84	elegans	58
clypeata	65	Enoplometopus	61
cœruleipes	80	Epigrapsus	108
contrarius	76	Eriphia	98
convexus	82	erosa	68
cordimana	103	erosus	77
Crangon	58	Etiscdes	89
CRANGONIDÆ	58	Etisus	98
CRANGONINÆ	58	Eumedonus	77
cristata	88	EUMEDONINÆ	77
Cryptodromia	70	Euxanthus	94
curvispinis	77		
Cyclax	74	fossulata	87
Cycloachelous	79		
Cymo	100		
Cymopolia	45	GALATHEIDEA	63
CYMOPOLIIDÆ	45	garciaensis, Eriphia	99
cyrenae, Cymopolia	46	garciaensis, Ozius	94
cyrenae, Myra	67	garciaensis, Pisisoma	64
cyrenae, Quadrella	45	garretti	87
		GEARCINIDÆ	108
Daldorfia	76	Geograpsus	105
Dardanus	64	Gonodactylus	56
Daira	102	gracillimanus	40
DECAPODA	40	gracilis	59
deformis	64	granulatus, Cycloachelous	80
depressus	72	granulatus, Phymodius	98
dentatus	98	granulosus	77
dodone	85	GRAPSIDÆ	104
dormia	70	GRAPSINÆ	104
doryophora	69	guttatus	94
DROMIACEA	70	GYMNOPLEURA	47
Dromidiopsis	70	gyrosus	57
DROMIIDÆ	70		
Dynomene	71	helleri	84
		hepatica	69
EBALIINÆ	67	herbstii	65
Ebaliopsis	67	Heteronucia	67
wardsi	83	HIPPIDEA	63

	PAGE		PAGE
HIPPOLYTIIDÆ	...	maculata	...
hirta	59	maculatus	56
hirtimanus	73	Macromedaeus	82
hirsutissima	57	maillardii	92
hispidia	88	MAJIDÆ	57
hispidus	71	MAJINÆ	71
horrida	60	major	74
Hyastenus	76	marmorata	106
HYASTENINÆ	74	mathaei	60
Hymenocera	74	Matuta	78
HYMENOCERINÆ	58	MATUTINÆ	69
HYMENOSOMIDÆ	58	mauriciensis, Lupocyclus	69
	78	mauritanus, Portunus	41
		mauritiensis, Ozius	79
ILIINÆ	66	Medaeus	94
INACHINÆ	71	megistos	93
ingens	67	Menaethius	64
immaculata	107	messor	72
imparimanus	81	Metasesarma	105
impressus	91	Metopograpsus	107
integra	101	Micippa	105
investigatoris	81	minimus	75
		MITHRACINÆ	76
juxtaoratoria	55	monoceros	75
Juxtaxanthias	91	monticulosus	72
		morini	83
laevimana	98	Myra	42
laevimanus	98		66
laevis	95	natalensis	84
laeviuscula	78	NATANTIA	57
latifrons	97	Naxioides	73
latro	66	NEPHROSIDÆ	61
Leptodius	89	Neoxanthias	91
LEUCOSIIDÆ	66	Notosceles	47
Lioxantho	93		
litterata	107	Ocypoda	103
livida	92	OCYPODIDÆ	103
Lissocarcinus	81	OCYPODINÆ	103
longimanus	58	Odontodactylus	56
Lophozozymus	85	ornata	56
Lupocyclus	41	ornatus	61
Lydia	95		
Lysiosquilla	56		



	PAGE		PAGE
OXYRHYNCHA	... 40, 71	politus	... 108
OXYSTOMATA	... 66	PORTUNIDAE	... 41
Ozius	... 94	Portunus	... 79
		PORCELLANIDAE	... 63
pacificus	... 59	Pseudosquilla	... 55
PAGURIDAE	... 61	Pseudolambrus	... 77
PAGURIDEA	... 64	Pseudoliomera	... 84
PAGURINAE	... 64	Pseudozius	... 95
Panulirus	... 61	Pseudolithochira	... 100
Palaemon	... 57	prymna	... 81
PALAEEMONIDEA	... 57	pulchellus, Lophozozymus	... 86
PALAEEMONIDAE	... 57	pulchellus, Lissocarcinus	... 81
PALAEEMONINAE	... 57	punctatus, Macromedaeus	... 92
PALINURA	... 60	punctatus, Xanthias	... 91
PALINURIDAE	... 61	<i>punctulatus</i>	... 64
Paraplatypodia	... 42	pyramidatus	... 72
PARTHENOPIDAE	... 40, 75		
PARTHENOPINAE	... 40, 75	Quadrella	... 45
Parthenopoides	... 77	quadrilobatus	... 100
Parribacus	... 61		
perlata, Actaea	... 88	RANINIDAE	... 47
perlata, Cenobita	... 66	REPTANTIA	... 40, 60
perlata, Daira	... 103	retusa	... 71
picta	... 81	Rhinolambrus	... 40, 75
pictus	... 61	robillardi	... 73
Pilumnopeus	... 96	robusta	... 46
Pisisoma	... 62	rousseauxi	... 107
PISINAE	... 73	rufopunctata, Actaea	... 86
philyra	... 75	rufopunctata, Trapezia	... 99
Petrolisthes	... 63	rugatus	... 83
Phymodius	... 97	rugosa	... 66
Pilumnus	... 100	rugosus	... 94
Perenon	... 108	rugulosus	... 94
Platypodia	... 88	ruppelli	... 87
Planes	... 106		
Plagusia	... 107	salomonensis	... 96
PLAGUSINAE	... 107	sanguineus	... 89
planissimum	... 108	sayademalvensis	... 83
platyzius	... 95	scabricula	... 99
platysoma	... 57	sebana	... 98
Podophthalmus	... 82		
PODOPHTHALMINAE	... 82		

	PAGE		PAGE
Schizophrys	74	Thalamita	80
serratus	74	THALAMITINAE	41, 79
SESARMINAE	107	THALASSINIDEA	62
SCYLLARIDAE	60	thiriouxi	60
SCYLLARIDEA	60	tomentosa	70
Scyllarus	60	Trapezia	99
scyllarus	56	Trigonothir	72
sculptimana	62	tuberculata	108
signatus	86	typica	102
Simocarcinus	72		
simplex	93	Uca	104
spinicinctus	75	uncifer	74
spinigera	78	ursus-major	61
spinosa	71	utricola	59
spinosissima	87		
Spirontocaris	59	Varuna	107
Squilla	55	VARUNINAE	107
SQUILLIDAE	55	viaderi, Ebaliopsis	68
STENOPIDAE	60	viaderi, Geograpsus...	61
STENOPIDEA	60	viaderi, Notosceles...	47
Stenopus	60	Viaderiana	101
STOMATOPODA	55	vigil	82
stimpsoni	83	villosus	63
styx	73		
subacutus	93	Xanthias	90, 96
subinteger	100	Xanthidae	42, 82
symnista	63		
		tenuierustatus	104
		tetragona	104

EXPLANATION OF PLATES V AND VI.

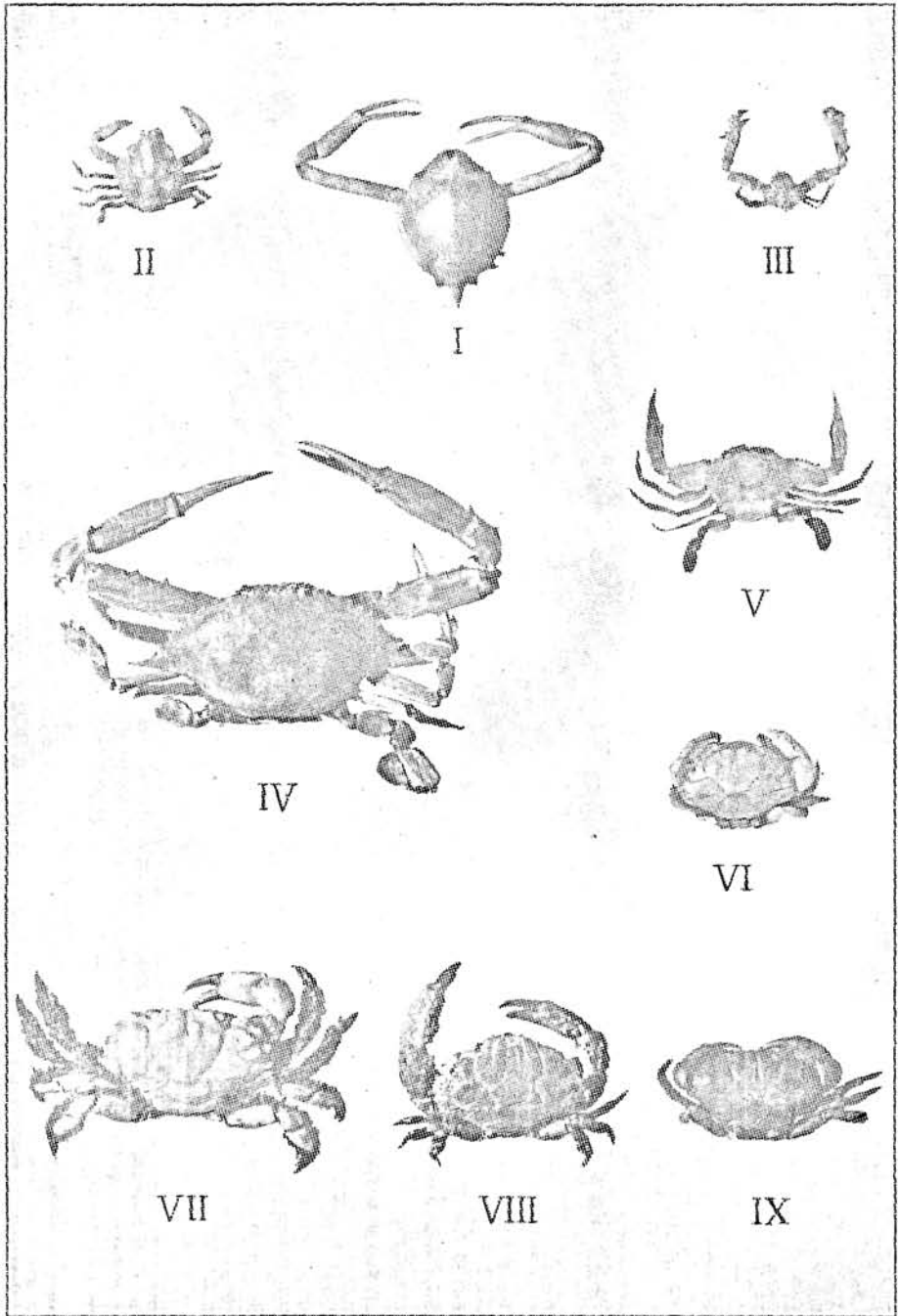
Plate V.

- Fig. I. *Myra cyrenae* sp. nov. Type male, 19 mm. maximum carapace width. Mauritius.
- „ II. \**Ebaliopsis viaderi* sp. nov. Male specimen, 8 mm. max. carapace width. Mauritius, Black River (dredged).
- „ III. \**Rhinolambrus minimus* sp. nov. Male specimen, 6 mm. max. carapace width. Mauritius, Black River (dredged).
- „ IV. *Portunus mauritianus* sp. nov. Holotype male, 170 mm. max. carapace width. Mauritius.
- „ V. \**Cycloachelous granulatus* (H. M.-Edw.) gen. nov. Male specimen, 22 mm. max. carapace width. Mauritius, Black River (dredged).
- „ VI. \**Ebisodes armatus* sp. nov. Male specimen, 16 mm. max. carapace width. Diego Garcia.
- „ VII. *Justaxanthias livida* (Lamk.) gen. nov. Female specimen, 35 mm. max. carapace width. Diego Garcia.
- „ VIII. *Macromedæus punctatus* gen. & sp. nov. Male specimen, 28 mm. max. carapace width. Diego Garcia.
- „ IX. *Ozius rugulosus mauritiensis* subsp. nov. Male specimen, 21 mm. max. carapace width. Mauritius, Port Louis.

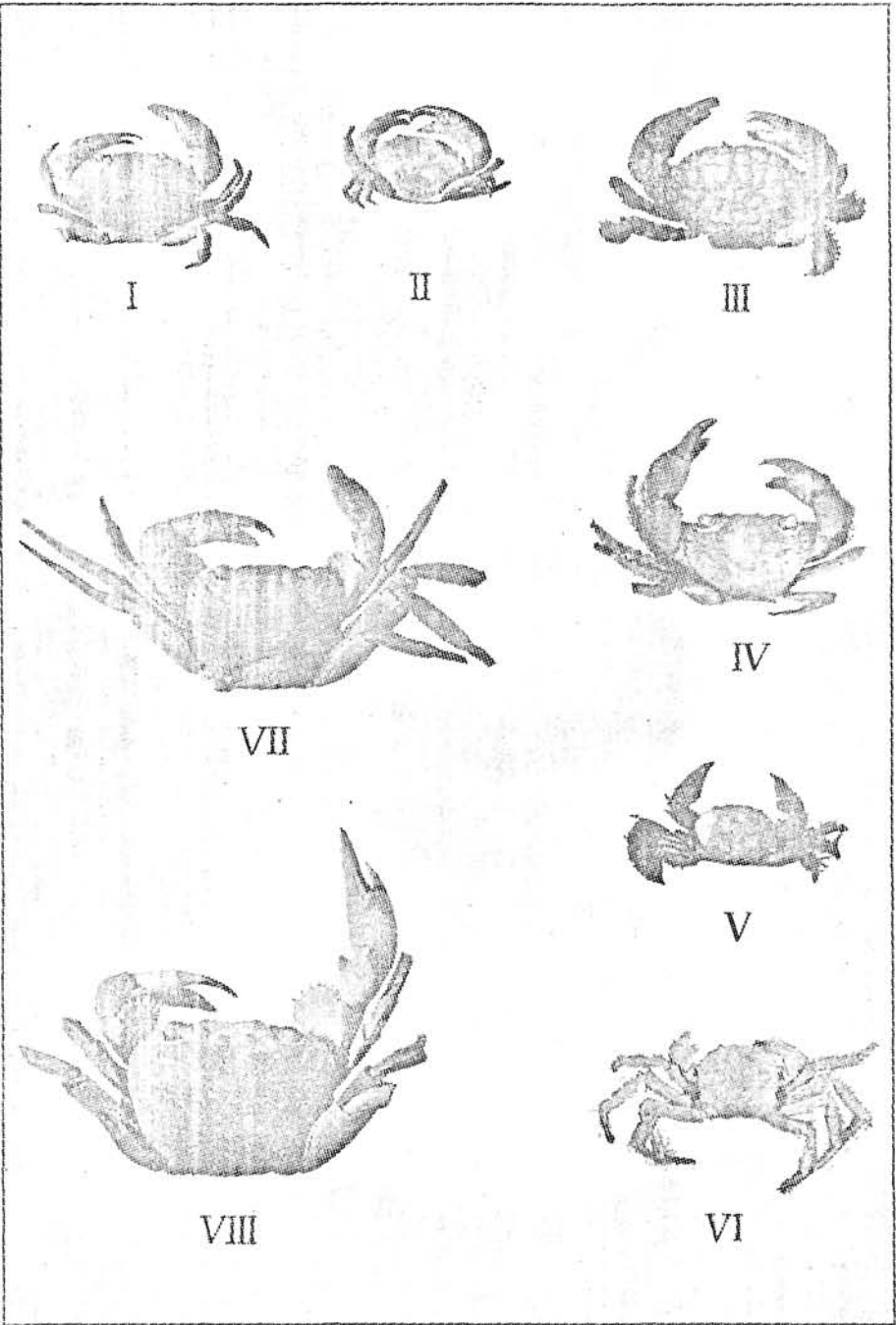
Plate VI.

- Fig. I. *Ozius guttatus garciaensis* subsp. nov. Male specimen, 27 mm. max. carapace width. Diego Garcia.
- „ II. *Pilumnopsis salomonensis* sp. nov. Male specimen, 18 mm. max. carapace width. Salomon.
- „ III. *Chlorodopsis areolatus brandonensis* subsp. nov. Male specimen, 20 mm. max. carapace width. St. Brandon.
- „ IV. \**Eriphia scabricula garciaensis* subsp. nov. Male specimen, 26 mm. max. carapace width. Diego Garcia.
- „ V. *Pseudolitochira integra* (Miers) gen. nov. Female specimen, 15 mm. max. carapace width. Salomon.
- „ VI. \**Viaderiana typica* gen. & sp. nov. Male specimen, 18 mm. max. carapace width. Mauritius, Mahébourg.
- „ VII. *Geograpsus antelmi* sp. nov. Male specimen, 60 mm. max. carapace width. Salomon.
- „ VIII. *Geograpsus viaderi* sp. nov. Female specimen, 52 mm. max. carapace width. Salomon.

\*[Owing to unavoidable delay in the publication of this paper six of the author's photographs were so discoloured that they were unsuitable for reproduction. As it has not been possible to obtain new prints from Dr. Ward, photographs have been taken of duplicate specimens (not seen by the author) in the Mauritius Institute; these are marked with an asterisk in the above explanation of plates.— Ed.]



Ward—Crustacea of the Desjardins Museum



Ward—Crustacea of the Desjardins Museum