

Chromosome Numbers in Some Pacific Pteridophyta

G. BROWNLIE¹

ABSTRACT: Haploid chromosome complements are recorded for two species of Psilotaceae, and for 36 species and one variety of ferns (27 species from New Caledonia, 7 species and 1 variety from New Zealand, and 1 species from New Guinea).

It is suggested that *Schizaea fistulosa* Labill. and *Schizaea fistulosa* var. *australis* Gaud. are specifically distinct. A further suggestion is made that the cytologically varied species of *Lindsaea* together with such genera as *Loxsonia* and *Leptolepia* may constitute a distinct fern family.

THE VALUE OF CYTOLOGICAL RECORDS of the type listed below lies in the contributions they can make to an understanding of relationships within groups of plants. Information such as this complements earlier morphological work, and can be used only in conjunction with such records, for it is in itself merely another morphological criterion. It can either support previously held views or point the way to more detailed research and possible re-examination of certain accepted relationships.

The majority of chromosome numbers listed here are from New Caledonian species of ferns, this island having been selected because of the great interest that its flora arouses in relation to phytogeography and plant relationships in the Pacific. This island possesses in its fern flora species and genera which are less closely allied to recent Malaysian forms than those in the bulk of Pacific island floras. In this respect it is similar to New Zealand.

Reasonable samplings of chromosome numbers in ferns have already been done in Ceylon (Manton & Sledge, 1954), Malaya (Manton, 1954), New Zealand (Brownlie, 1954, 1957, 1958, 1961), and in India by Mehra and his associates (Mehra, 1961). These samplings come from the two extremities of the arc from continental Asia to New Zealand, so that any records from the area between are of particular interest.

¹ Department of Botany, University of Canterbury, Christchurch, New Zealand. Manuscript received December 19, 1963.

NOTES ON CRITICAL GENERA

Schizaea

Records of chromosome counts in this genus are few (Lovis, 1958; Brownlie, 1961) but these bear out the generally held belief that the present species are relics only of an old flora. The present two counts would indicate that *Schizaea fistulosa* Labill. and *Schizaea australis* Gaud. should be regarded as two distinct species, the latter confined to mountain and southern areas of New Zealand, the former having a much wider range.

Lindsaea

Several species of this genus from Ceylon and Malaya have been recorded by Manton, mostly with a base number of $n = 50$, but the impression that it is probably an unnatural assemblage is suggested by the numbers of $n = c.40$ and $c.47$ for two species listed here and of $n = 34$ and $c.42$ for two other species (*L. linearis* Sw. and *L. trichomanoides* Dry.) from New Zealand. It is possible that here we have two morphologically parallel groups representing two geologically widely-spaced periods of development, those of the $n = 50$ group being a recently diversified section comparable with such modern families as the Aspleniaceae and the Polypodiaceae, and the other section being remnants of a much older flora. Several species of this older group occur in New Caledonia, but cytological information on these is still lacking. Manton (1958) has already indicated the complexity of Copeland's Pteridaceae.




FIG. 1. Meiosis in *Schizaea fistulosa* Labill. var. *australis* Gaud. $n = 94$. $\times 1250$.



FIG. 2 (left). Meiosis in *Hymenophyllum atrovirens* Col. $n = 36$. $\times 750$.

FIG. 3 (right). Meiosis in *Hymenophyllum rufescens* T. Kirk. $n = 36$. $\times 750$.




FIG. 4 (left). Meiosis in *Lindsaea vieillardii* Mett. $n = c.47$. $\times 1000$.

FIG. 5 (right). *Pteris ensiformis* Burm. $n = 58$. $\times 1250$.

Loxsonia

The rather isolated position of this genus has been accepted in most classifications where, in association with the Central American *Loxsonopsis*, it is elevated to the position of a distinct family. Cytologically this genus appears to be related to the older section within *Lindsaea*.

Also to this group probably belongs the genus *Leptolepia*, with a chromosome complement of $n = c.47$ (Brownlie, 1961).

Teratophyllum

This genus was placed in close association with *Bolbitis* and *Elaphoglossum* by Holttum

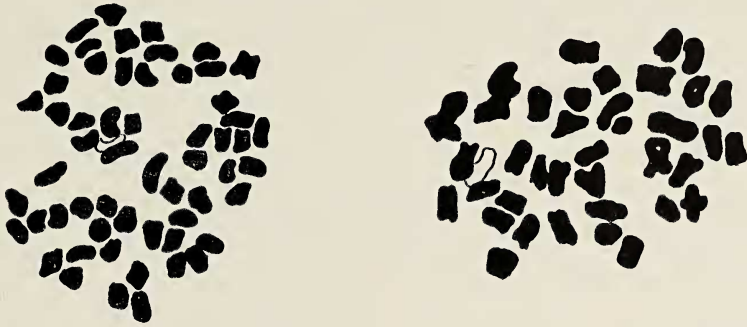


FIG. 6 (left). Meiosis in *Pteris novae-caledoniae* Hook. $n = 58$. $\times 1250$.

FIG. 7 (right). *Tectaria seemanni* (Fourn.) Copel. $n = 40$. $\times 1250$.



FIG. 8 (left). Meiosis in *Cyclosorus invisus* (Forst.) Copel. $n = 36$. $\times 1250$.

FIG. 9 (right). *Blechnum obtusatum* (Labill.) Mett. $n = 33$. $\times 750$.



FIG. 10 (left). Meiosis in *Blechnum moorei* C. Chr. $n = 33$. $\times 1250$.

FIG. 11 (right). *Drynaria rigidula* Bedd. $n = 37$. $\times 1250$.

TABLE 1
LIST OF SPECIES AND CHROMOSOME NUMBERS

SPECIES	LOCALITY	CHROMOSOME NUMBER
<i>Tmesipteris tannensis</i> (Spreng.) Bernh.	Westland, N. Z.	n = c.108
<i>Psilotum nudum</i> (L.) Beauv.	Yaté, New Cal.	n = c.210
<i>Schizaea fistulosa</i> Labill.	Takaka, N. Z.	n = c.270
<i>Schizaea fistulosa</i> var. <i>australis</i> Gaud. (Fig. 1)	Upper Waimakariri, N. Z.	n = 94
<i>Gleichenia dicarpa</i> R. Br.	Plaine des Lacs, New Cal.	n = 22
<i>Gleichenia brackenridgii</i> Fourn.	Mt. Koghi, New Cal.	n = 34
<i>Gleichenia flabellata</i> R. Br.	Col. d'Amieu, New Cal.	n = 34
<i>Hymenophyllum airovirens</i> Col. (Fig. 2)	Dunedin, N. Z.	n = 36
<i>Hymenophyllum refuscens</i> T. Kirk (Fig. 3)	Otira, N. Z.	n = 36
<i>Hymenophyllum malingii</i> (Hk.) Mett.	Otira, N. Z.	n = 36
<i>Trichomanes dentatum</i> v.d.B.	Mt. Koghi, New Cal.	n = 36
<i>Trichomanes lyallii</i> Hk.	Westland, N. Z.	n = 36
<i>Loxosoma cunninghamii</i> R. Br. ex A. Cunn.	Auckland, N. Z.	n = c.47
<i>Lindsaea vieillardii</i> Mett. (Fig. 4)	Mt. Koghi, New Cal.	n = c.47
<i>Lindsaea prolongata</i> Fourn.	Mt. Koghi, New Cal.	n = c.40
<i>Sphenomeris deltoidea</i> (C. Chr.) Copel.	Chagrin, New Cal.	n = c.88
<i>Pteris ensiformis</i> Burm. (Fig. 5)	Kalabéré, New Cal.	n = 58
<i>Pteris novae-caledoniae</i> Hook. (Fig. 6)	Table Unio, New Cal.	n = 58
<i>Pteris vittata</i> L.	Kalabéré, New Cal.	n = 58
<i>Adiantum hispidulum</i> Sw.	Bouloupari, New Cal.	n = c.175
<i>Adiantum fulvum</i> Raoul	New Plymouth, N. Z.	n = 58
<i>Asplenopsis decipiens</i> Mett.	Mt. Koghi, New Cal.	n = c.58
<i>Davallia solida</i> (Forst.) Sw.	Boguen R., New Cal.	n = 40
<i>Cyathea alata</i> (Fourn.) Copel.	Mt. Koghi, New Cal.	n = 69
<i>Arachniodes aristata</i> (Forst.) Tindale	Col. d'Amieu, New Cal.	n = 82
<i>Bolbitis lonchophora</i> (Kze.) C. Chr.	Col. d'Amieu, New Cal.	n = 82
<i>Teratophyllum wilkesianum</i> (Brack.) Holtt.	Col. d'Amieu, New Cal.	n = c.40
<i>Elaphoglossum vieillardii</i> (Mett.) Moore	Mt. Mou, New Cal.	n = 82
<i>Lastreopsis vieillardii</i> (Mett.) Tindale	Mt. Koghi, New Cal.	n = 41
<i>Lastreopsis tenera</i> (R. Br.) Tindale	Col. des Roussettes, New Cal.	n = 41
<i>Tectaria seemanni</i> (Fourn.) Copel. (Fig. 7)	Col. des Roussettes, New Cal.	n = 40
<i>Cionidium moorei</i> (Hk.) Moore	Hiéngghène, New Cal.	n = 40
<i>Cyclosorus invisus</i> (Forst.) Copel. (Fig. 8)	Bouloupari, New Cal.	n = 36
<i>Diplazium sororium</i> (Mett.) Carr.	Col. des Roussettes, New Cal.	n = c.121
<i>Blechnum obtusatum</i> (Labill.) Mett. (Fig. 9)	Chagrin, New Cal.	n = 33
<i>Blechnum moorei</i> C. Chr. (Fig. 10)	Plateau de Dogny, New Cal.	n = 33
<i>Blechnum indicum</i> Burm.	Golone, New Cal.	n = c.37
<i>Drynaria rigidula</i> Bedd. (Fig. 11)	Mt. Koghi, New Cal.	n = 37
<i>Crypsinus albidosquamatus</i> (Bl.) Copel.	Ihaga Valley, W. New Guinea	n = 36

(1947) in a sub-family Lomariopsidoideae, and by Copeland (1947) close to these same genera in his family Aspidiaceae. Although the present count of $n = c.40$ is not certain, it supports this association.

Blechnum

The count of $n = c.37$ for *Blechnum indicum* appears somewhat unusual because previously this genus appeared to have only two sections, one based on $n = 28$, the other on

$n = 33, 34$. A greater variation in the base numbers gives the impression that the family may be older than has previously been thought.

Other genera

All remaining figures listed are in accord with previous records for these genera, the only two factors of interest being the constancy displayed by the Hymenophyllaceae in New Zealand, compared with the records from Asia, and the very high polyploidy of the New Caledonian form of *Psilotum nudum*.

ACKNOWLEDGMENT

I wish to thank the New Zealand University Research Grants Committee for a grant to enable me to work for several weeks in New Caledonia.

REFERENCES

- BROWNLIE, G. 1954. Introductory note to cytotoxic studies of New Zealand ferns. *Trans. Roy. Soc. N.Z.* 82:665-666.
- 1957. Cyto-taxonomic studies on New Zealand Pteridaceae. *New Phytol.* 56:207-209.
- 1958. Chromosome numbers in New Zealand ferns. *Trans. Roy. Soc. N.Z.* 85:213-216.
- 1961. Additional chromosome numbers in New Zealand ferns. *Trans. Roy. Soc. N.Z. (Bot.)* 1:1-4.
- COPELAND, E. B. 1947. *Genera Filicum*. Waltham, Mass.
- HOLTUM, R. E. 1947. A revised classification of Leptosporangiate ferns. *J. Linn. Soc. Bot.* 53:123-158.
- LOVIS, J. D. 1958. A chromosome count in Schizaea. *Nature* 181:1085.
- MANTON, I. 1954. Appendix in Holtum, R. E., *Flora of Malaya*, 2. Singapore.
- 1958. Chromosomes and fern phylogeny with special reference to "Pteridaceae." *J. Linn. Soc. Bot.* 56:73-92.
- , and W. A. SLEDGE. 1954. Observations on the cytology and taxonomy of the Pteridophyte flora of Ceylon. *Phil. Trans. B.* 238:127-185.
- MEHRA, P. N. 1961. Chromosome numbers in Himalayan ferns. *Res. Bull. Panjab Univ. N.S.* 12:139-164.